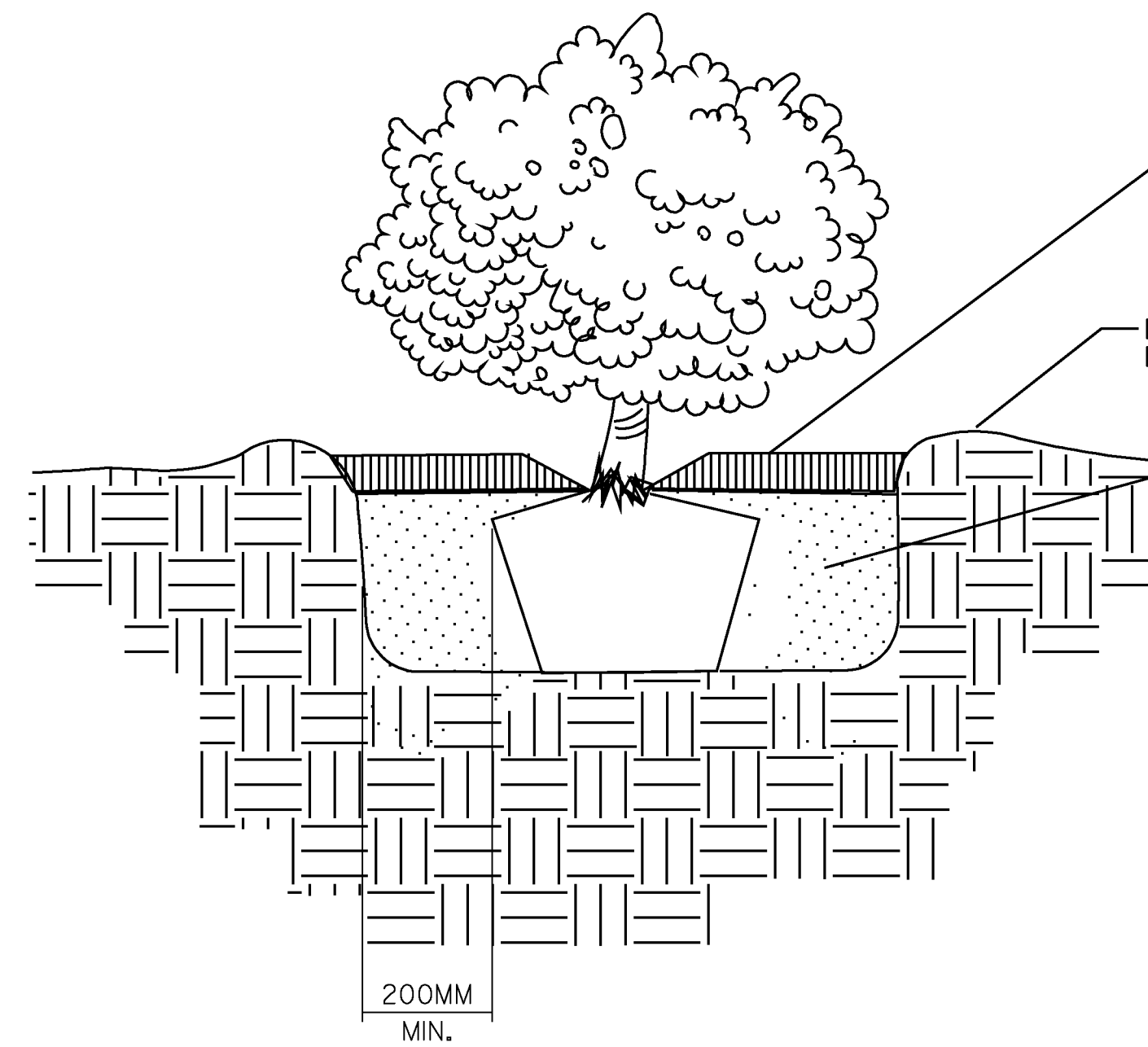


# LANDSCAPE DETAILS

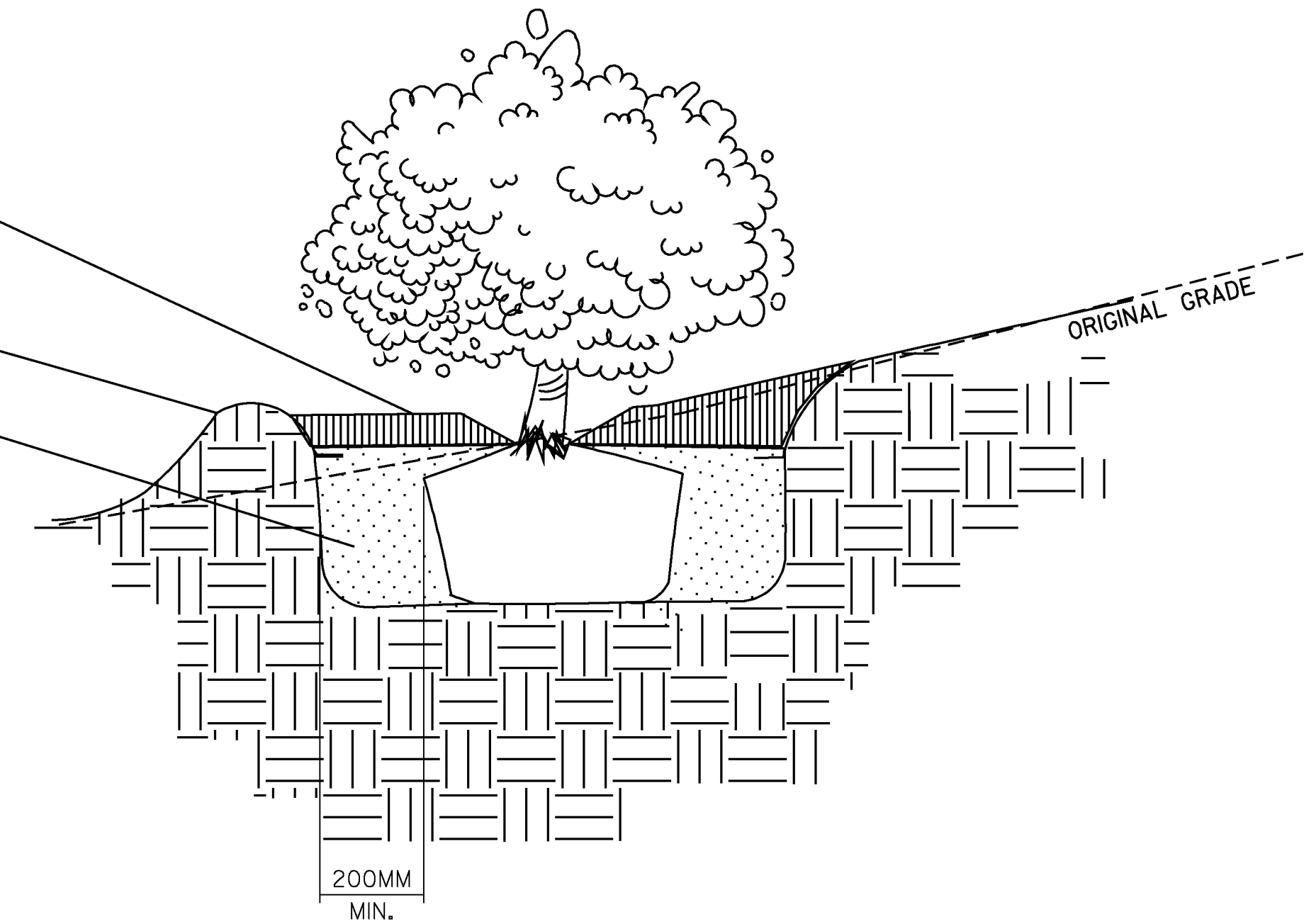


**SHRUB PLANTING DETAIL**  
NOT TO SCALE

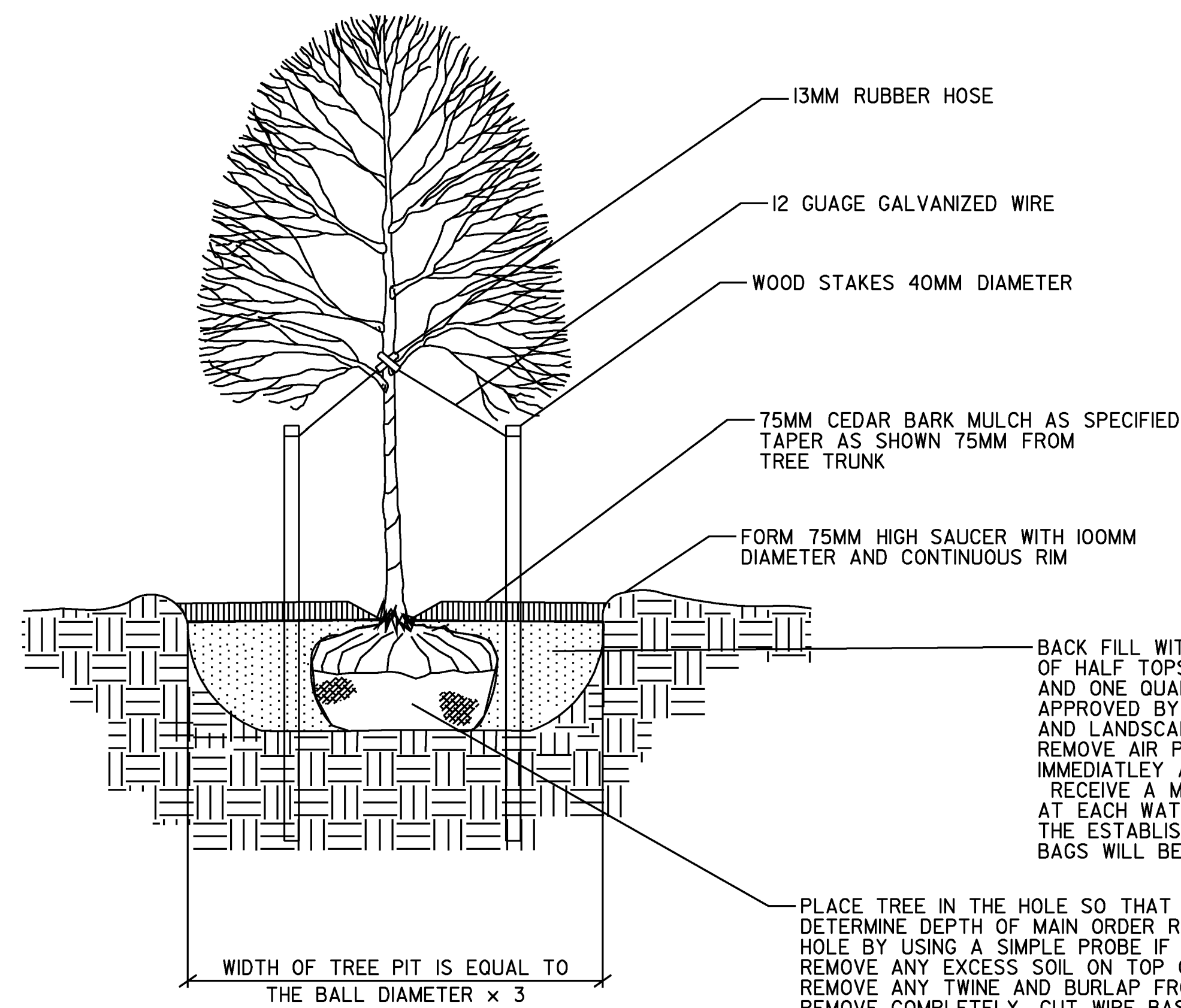
75MM CEDAR BARK MULCH AS SPECIFIED TAPER AS SHOWN 75MM FROM ALL STEMS

FORM 75MM HIGH SAUCER WITH 100MM DIAMETER AND CONTINUOUS RIM

BACK FILL WITH PLANTING MIX OF HALF TOPSOIL, ONE QUARTER COMPOST, AND ONE QUARTER NATIVE MATERIAL AS APPROVED BY THE RESIDENT ENGINEER AND LANDSCAPE ARCHITECT. TAMP TO REMOVE AIR POCKETS AND WATER IMMEDIATELY AFTER PLANTING. SHRUBS MUST RECEIVE A MINIMUM OF 19 LITERS AT EACH WATERING, TWICE WEEKLY DURING THE ESTABLISHMENT PERIOD.



**SHRUB PLANTING ON SLOPES DETAIL**  
NOT TO SCALE



**DECIDUOUS TREE PLANTING DETAIL**  
NOT TO SCALE

13MM RUBBER HOSE

12 GAUGE GALVANIZED WIRE

WOOD STAKES 40MM DIAMETER

75MM CEDAR BARK MULCH AS SPECIFIED TAPER AS SHOWN 75MM FROM TREE TRUNK

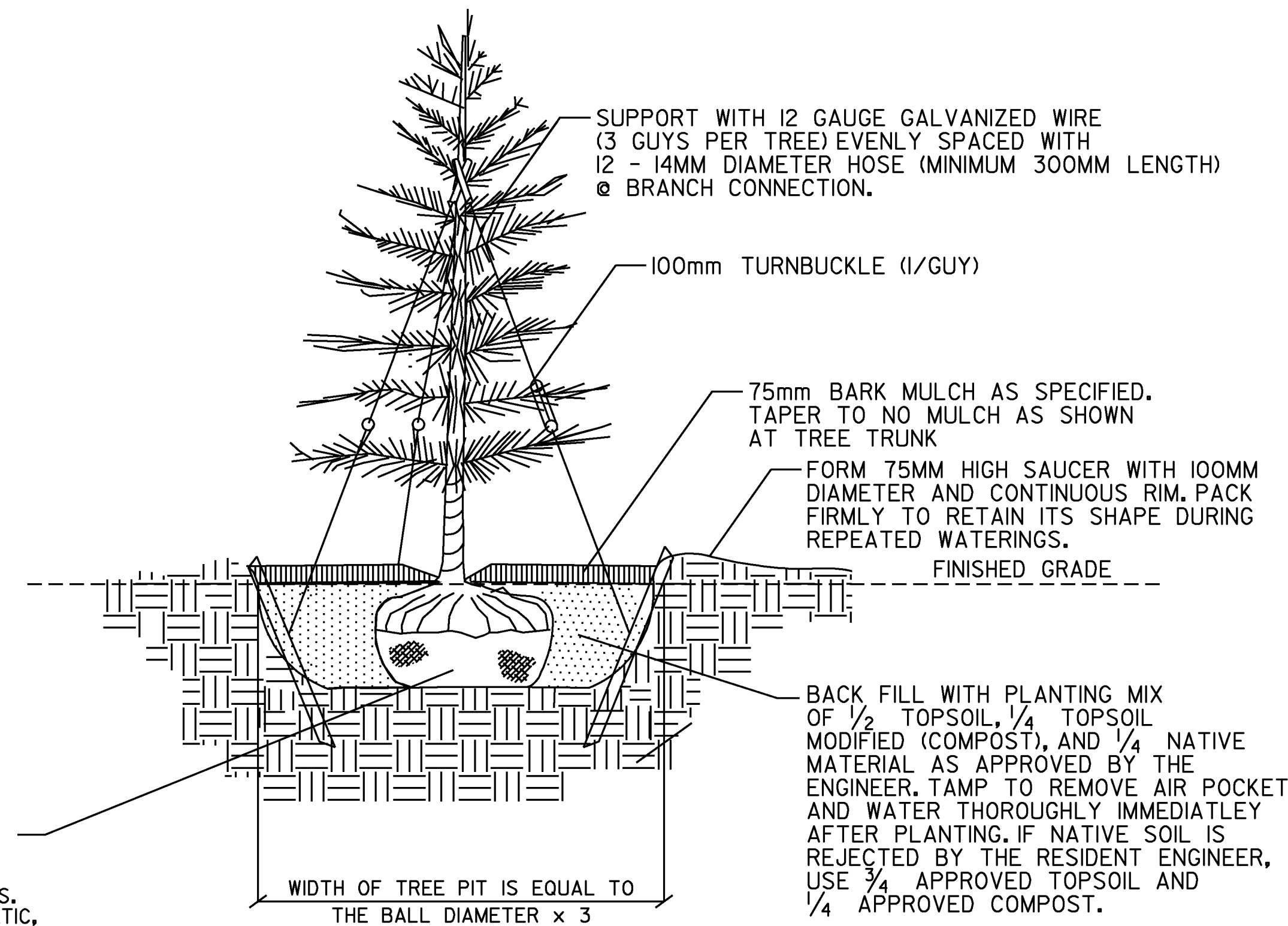
FORM 75MM HIGH SAUCER WITH 100MM DIAMETER AND CONTINUOUS RIM

BACK FILL WITH PLANTING MIX OF HALF TOPSOIL, ONE QUARTER COMPOST AND ONE QUARTER NATIVE MATERIAL AS APPROVED BY THE RESIDENT ENGINEER AND LANDSCAPE ARCHITECT. TAMP TO REMOVE AIR POCKETS AND WATER IMMEDIATELY AFTER PLANTING. TREES MUST RECEIVE A MINIMUM OF 38 LITERS OF WATER AT EACH WATERING, TWICE WEEKLY DURING THE ESTABLISHMENT PERIOD. TREE WATERING BAGS WILL BE USED FOR ALL WATERING OF TREES.

PLACE TREE IN THE HOLE SO THAT MAIN ORDER ROOTS ARE AT FINISHED GRADE. DETERMINE DEPTH OF MAIN ORDER ROOTS IN THE BALL BEFORE PLACING IN THE HOLE BY USING A SIMPLE PROBE IF VISUAL OR MANUAL METHOD IS UNCLEAR. REMOVE ANY EXCESS SOIL ON TOP OF THE ROOT BALL ABOVE MAIN ORDER ROOTS. REMOVE ANY TWINE AND BURLAP FROM STEM AND TOP HALF OF BALL; IF SYNTHETIC, REMOVE COMPLETELY. CUT WIRE BASKETS AND REMOVE ENTIRE SIDES.

**NOTES:**

1. STAKE ONLY THOSE TREES PLANTED IN WINDY, EXPOSED LOCATIONS WHERE THEY MIGHT BE BLOWN OVER OR VANDALIZED AS DETERMINED BY RESIDENT ENGINEER OR LANDSCAPE ARCHITECT.
2. COMPLETELY REMOVE ALL GUY WIRES, RUBBER HOSE, AND STAKES ONE YEAR AFTER PLANTING.



**EVERGREEN TREE PLANTING DETAIL**  
NOT TO SCALE

**NOTES:**

1. ANTI-DESICCANT SPRAY IS TO BE APPLIED TO ALL EVERGREENS PER MANUFACTURER SPECIFICATIONS.

**TREE WATERING BAG SOURCES ARE LISTED BELOW:**

NORTHERN NURSERIES, INC. @  
WHITE RIVER  
2234 NORTH HARTLAND ROAD  
(US ROUTE 5)  
WHITE RIVER JUNCTION, VT 05001  
PHONE: 802-295-2117

JOHN DEERE LANDSCAPES @  
MANCHESTER  
8030 SOUTH WILLOW STREET  
MANCHESTER, NH 03103  
PHONE: 603-621-2900

BEN MEADOWS COMPANY  
P.O. BOX 5277  
JANESVILLE, WI 53547-5277  
PHONE: 800-628-2068

A.M. LEONARD, INC.  
HORTICULTURAL PRODUCTS  
241 FOX DRIVE  
P.O. BOX 816  
PIQUA, OH 45356-0816

**PLANT SOURCES ARE LISTED BELOW:**

HORSEFORD GARDENS & NURSERY  
2111 GREENBUSH RD.  
CHARLOTTE, VT 05445  
802-425-2811  
LORI TAXTER

HIGH REACH FARM  
2847 TAMPICO RD.  
DANVILLE, VT 05828  
802-748-3512  
STEVE PARKER & SUSANNE TERRY

COBBLE CREEK NURSERY  
WHOLESALE GROWERS  
RD #2, BOX 3850  
BRISTOL, VT 05433  
802-453-3889  
JOHN PADUA

ELMORE ROOTS NURSERY  
PO BOX 171  
ELMORE, VT 05657  
1-800-421-PLANT OR 888-3305  
WWW.ELMOREROOTS.COM  
DAVID L. FRIED

4 SEASONS GARDEN CENTER  
427 MARSHALL AVENUE  
WILLISTON, VT 05495  
802-862-6036  
COMMERCIAL@4SEASONS.GC.COM

PROJECT NAME: EAST MONTPELIER  
PROJECT NUMBER: STPG 028 - 3(35)S

FILE NAME: +98b028landscapebdr.dgn  
PROJECT LEADER: J. SCHULTZ  
DESIGNED BY: J. GRUCHACZ  
LANDSCAPE DETAIL SHEET

PLOT DATE: 22-MAR-2010  
DRAWN BY: D. LYMAN  
CHECKED BY: J. DEVLIN  
SHEET 69 OF 142