

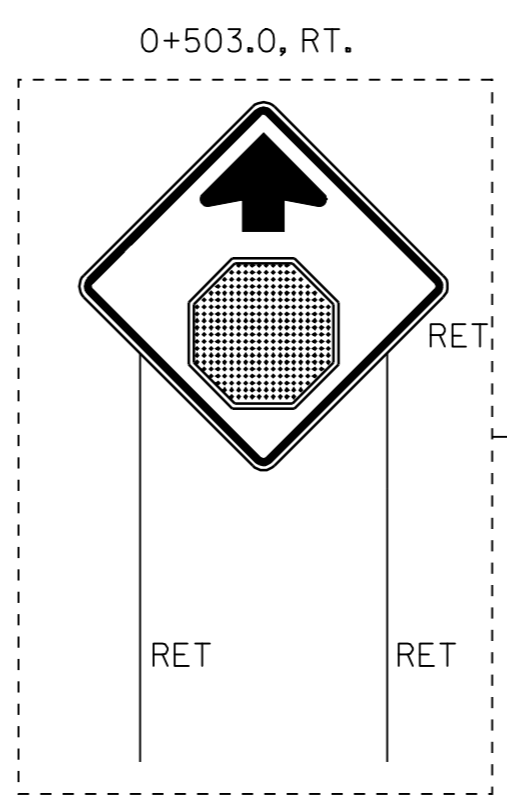
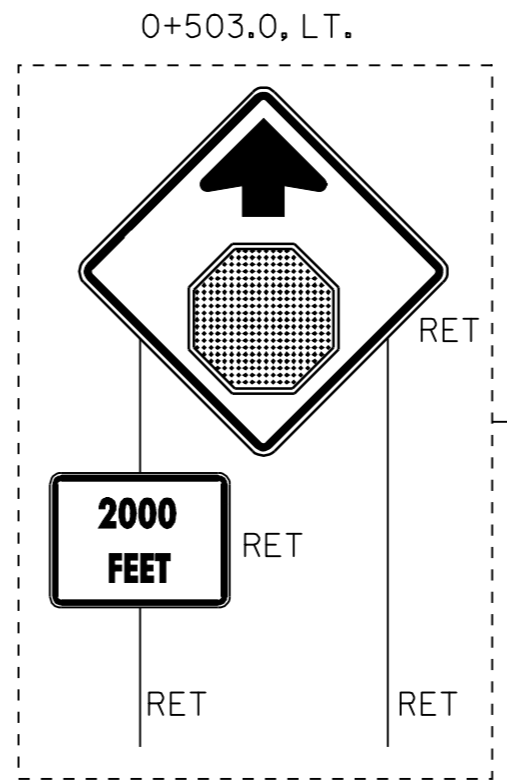
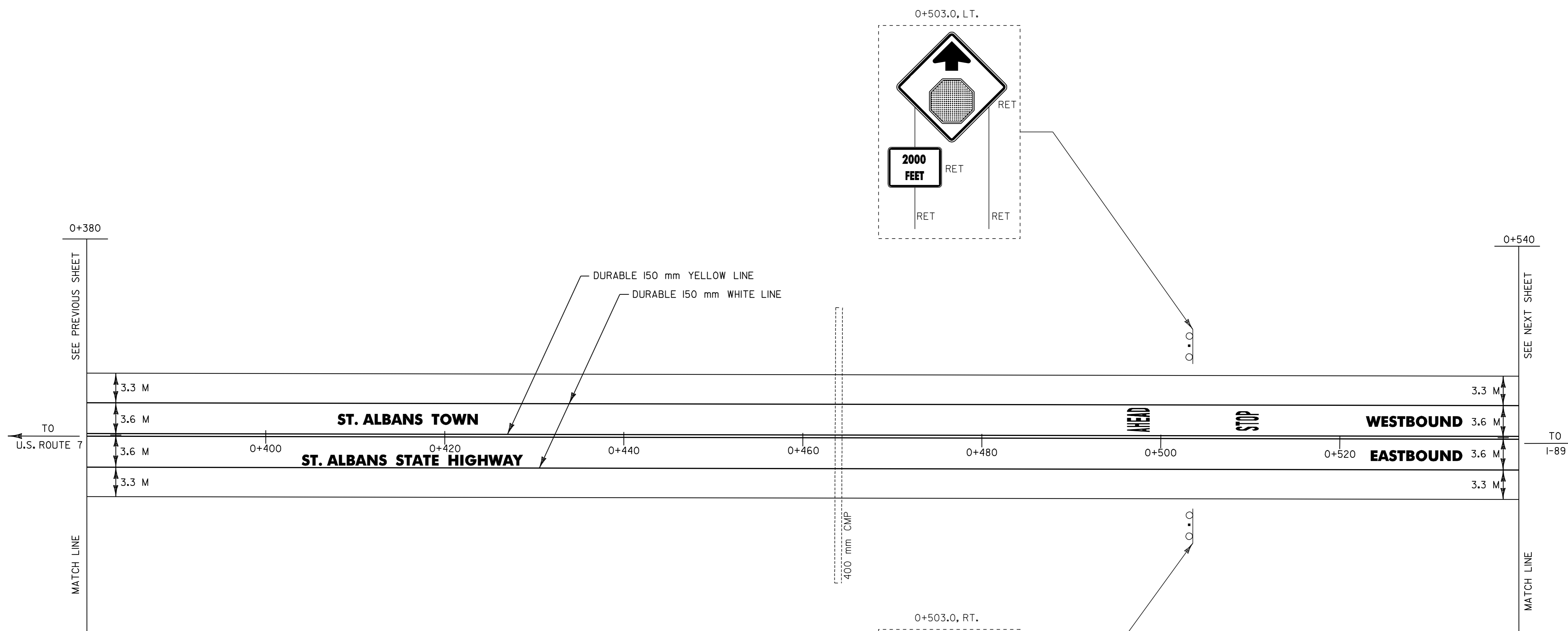
TEMPORARY AND DURABLE 150 mm WHITE LINE
 STA. 0+380.0 TO 0+540.0, SOLID LT. & RT.

TEMPORARY AND DURABLE 150 mm YELLOW LINE
 STA. 0+380.0 TO 0+540.0, SOLID LT. & RT.

DURABLE LETTERS AND SYMBOLS (TYPE ITAPE)
 STA. 0+497.0, LT. - "AHEAD" 479
 STA. 0+509.0, LT. - "STOP" 492

DITCH CLEANING
 STA. 0+402.0 TO 0+540.0, LT. (SITE 3)
 (FOR DETAILS, SEE SHEET 92)

~~TEMPORARY LETTERS AND SYMBOLS~~
~~STA. 0+497.0, LT. - "AHEAD"~~
~~STA. 0+509.0, LT. - "STOP"~~



NOTE:
 1) ALL DIMENSIONS IN MILLIMETERS EXCEPT WHERE OTHERWISE INDICATED
 2) ALL EXISTING SIGNS NOT SHOWN SHALL BE RETAINED AS DIRECTED BY THE RESIDENT ENGINEER.

PROJECT LAYOUT #4

PROJECT NAME:	ST. ALBANS CITY-ST. ALBANS
PROJECT NUMBER:	STP 2204(I)S
FILE NAME:	/pave/99bl60/pbl60.dgn
PROJECT LEADER:	JLL
DESIGNED BY:	D-H
IPARM FILE NAME:	pbl6014.i
PLOT DATE:	01-FEB-2006 07:5
DRAWN BY:	D-H
CHECKED BY:	
SHEET	99 OF 105

