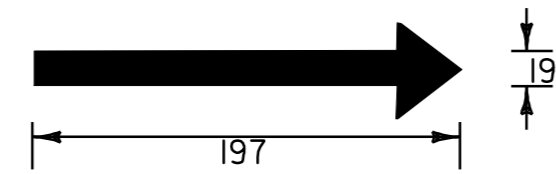


RED LEGEND, CIRCLE, DIAGONAL AND BORDER WITH WHITE (REFL.) BACKGROUND  
SEE VTrans STANDARD E-143M FOR MATERIALS

**LOCATIONS**

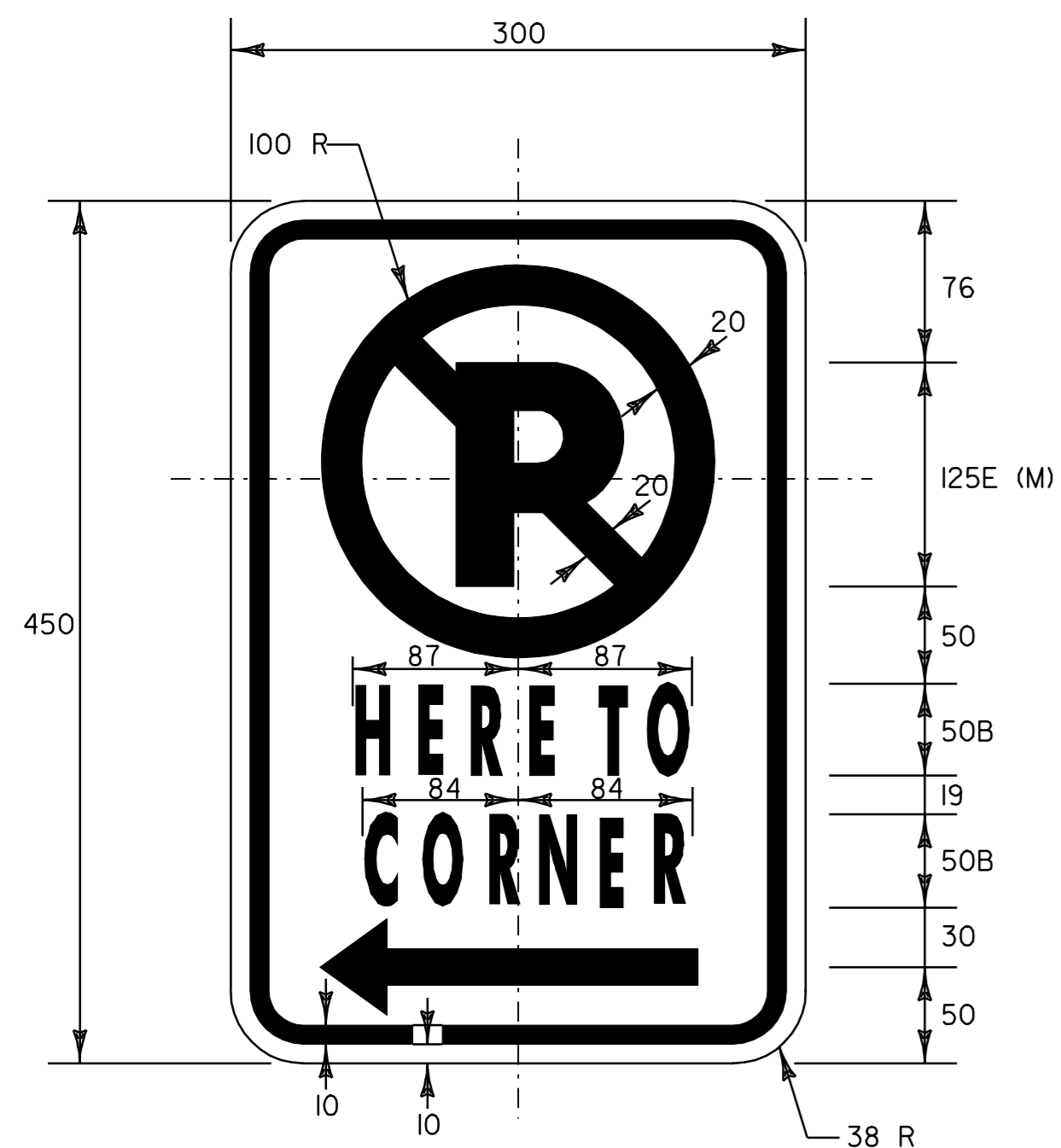

- STA. I+429.0, RT. (LEFT ARROW)
- STA. I+447.5, LT. (RIGHT ARROW)
- STA. I+510.0, RT. (RIGHT ARROW)
- STA. I+515.0, LT. (LEFT ARROW)
- STA. I+764.0, RT. (LEFT ARROW)
- STA. I+798.0, RT. (RIGHT ARROW)



COLOR: GREEN LEGEND & BORDER  
WHITE SYMBOL ON BLUE BACKGROUND  
WHITE BACKGROUND  
SEE VTRANS STANDARD E-143M FOR MATERIALS

**LOCATIONS**

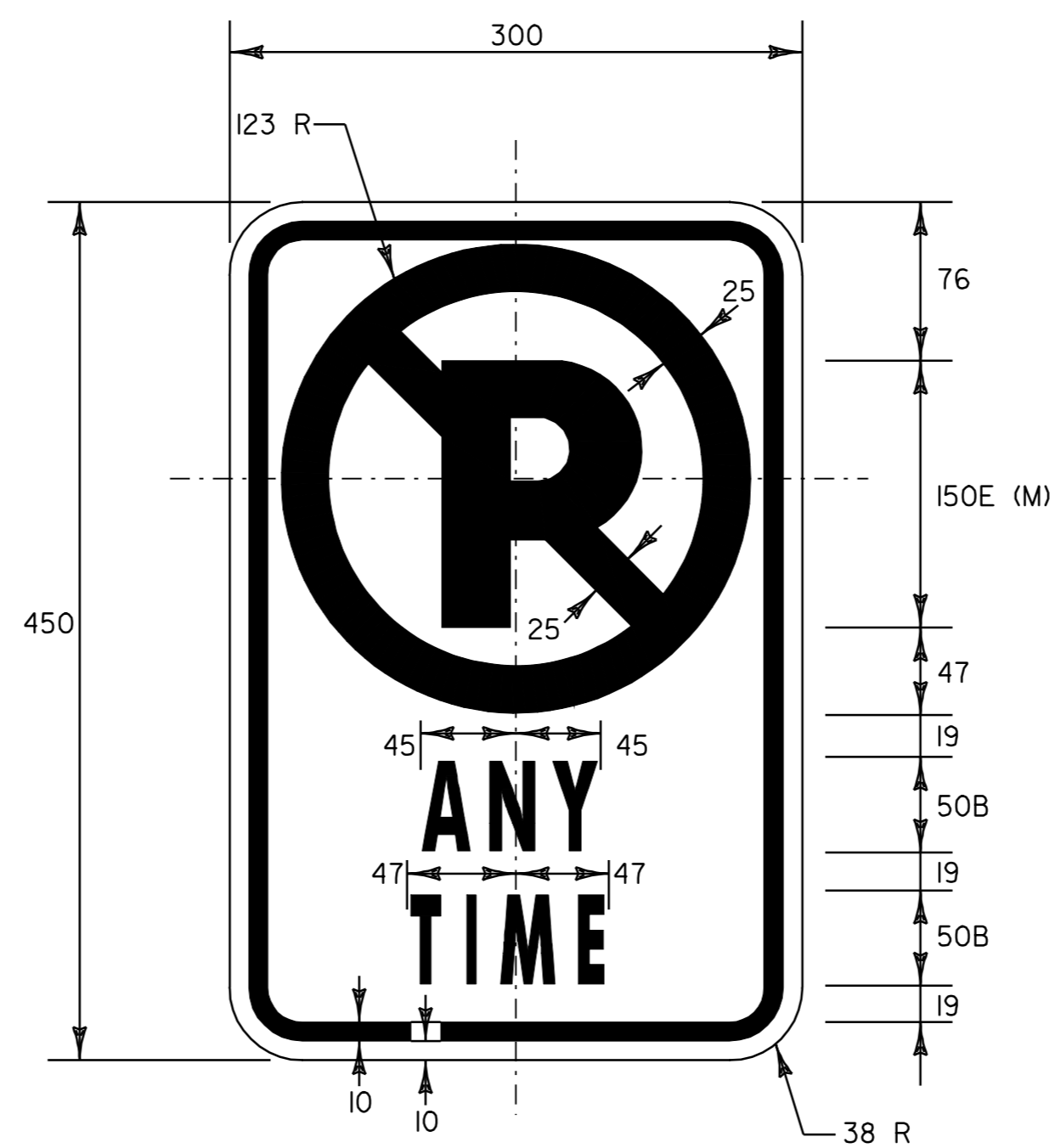

- STA. I+293.5, LT.
- STA. I+634.0, LT.
- STA. I+646.8, LT.



RED LEGEND, CIRCLE, DIAGONAL AND BORDER WITH WHITE (REFL.) BACKGROUND  
SEE VTrans STANDARD E-143M FOR MATERIALS

**LOCATIONS**

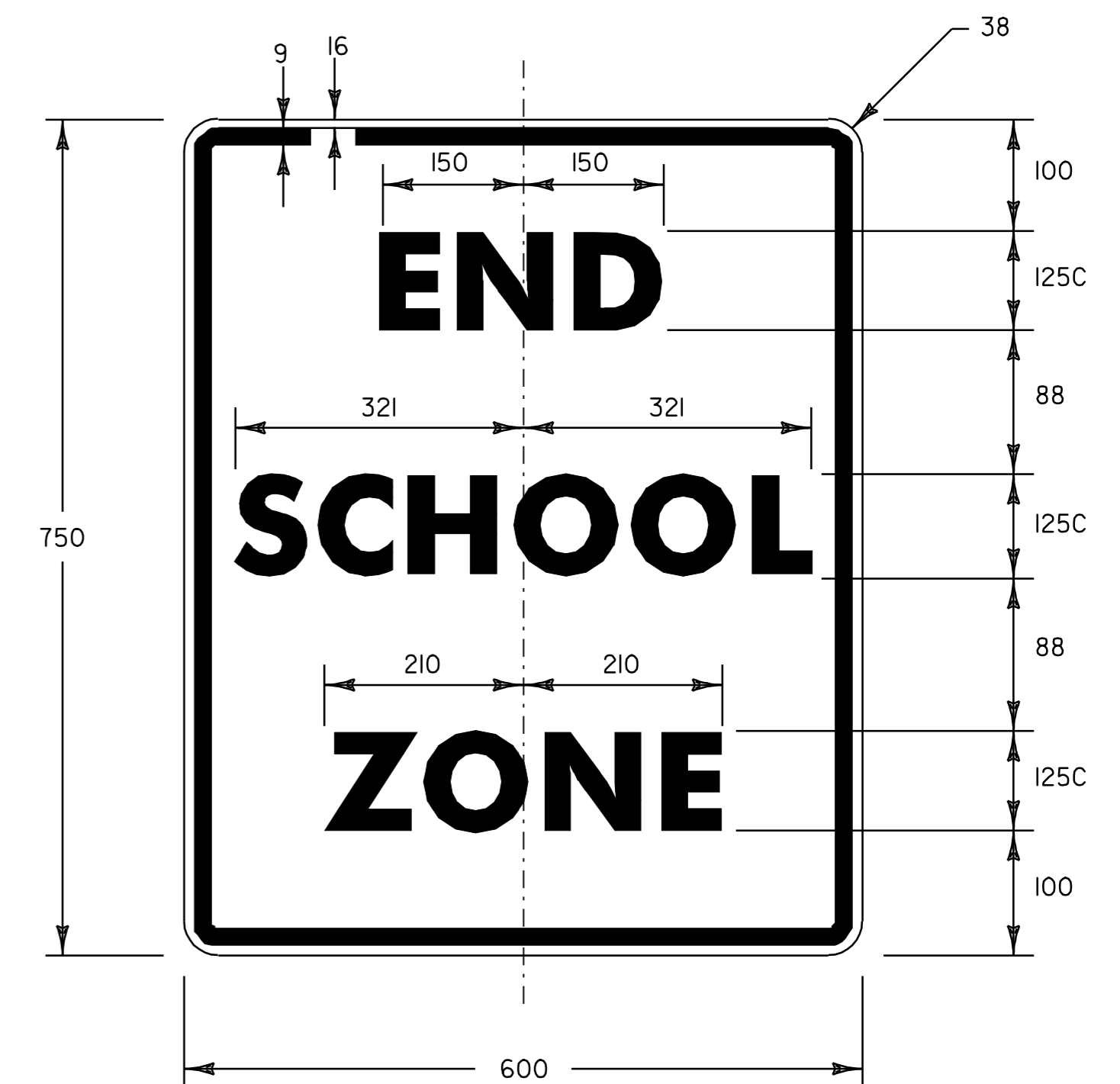
- STA. 0+104.5, RT. (LEFT ARROW)
- STA. 0+550.0, RT. (RIGHT ARROW)
- STA. I+086.0, LT. (RIGHT ARROW)
- STA. I+254.8, RT. (RIGHT ARROW)
- STA. I+293.5, LT. (LEFT ARROW)
- STA. I+352.0, RT. (LEFT ARROW)
- STA. I+425.0, LT. (RIGHT ARROW)
- STA. I+565.0, RT. (RIGHT ARROW)
- STA. I+598.4, LT. (LEFT ARROW)
- STA. I+685.0, LT. (RIGHT ARROW)
- STA. I+725.6, LT. (LEFT ARROW)
- STA. 2+011.5, LT. (RIGHT ARROW)



RED LEGEND, CIRCLE, DIAGONAL AND BORDER WITH WHITE (REFL.) BACKGROUND  
SEE VTrans STANDARD E-143M FOR MATERIALS

**LOCATIONS**

- STA. I+662.0, RT.



BLACK TEXT AND BORDER WITH WHITE (REFL.) BACKGROUND  
SEE VTrans STANDARD E-142M FOR MATERIALS

**LOCATIONS**

- STA. 0+849.5, LT.
- STA. I+162.0, RT.

NOTES: 1) ALL DIMENSIONS IN MILLIMETERS EXCEPT WHERE OTHERWISE INDICATED.

<b>TRAFFIC SIGN DETAILS</b>	
PROJECT NAME:	ST. ALBANS CITY
PROJECT NUMBER:	STP_9804(I)S
FILE NAME:	2paxv297d1502pd150.dgn
PROJECT LEADER:	JLL
DESIGNED BY:	D-H
IPARM FILE NAME:	pd150t17.1
PLOT DATE:	01-FEB-2006 07:5
DRAWN BY:	D-H
CHECKED BY:	
SHEET	64 OF 105

