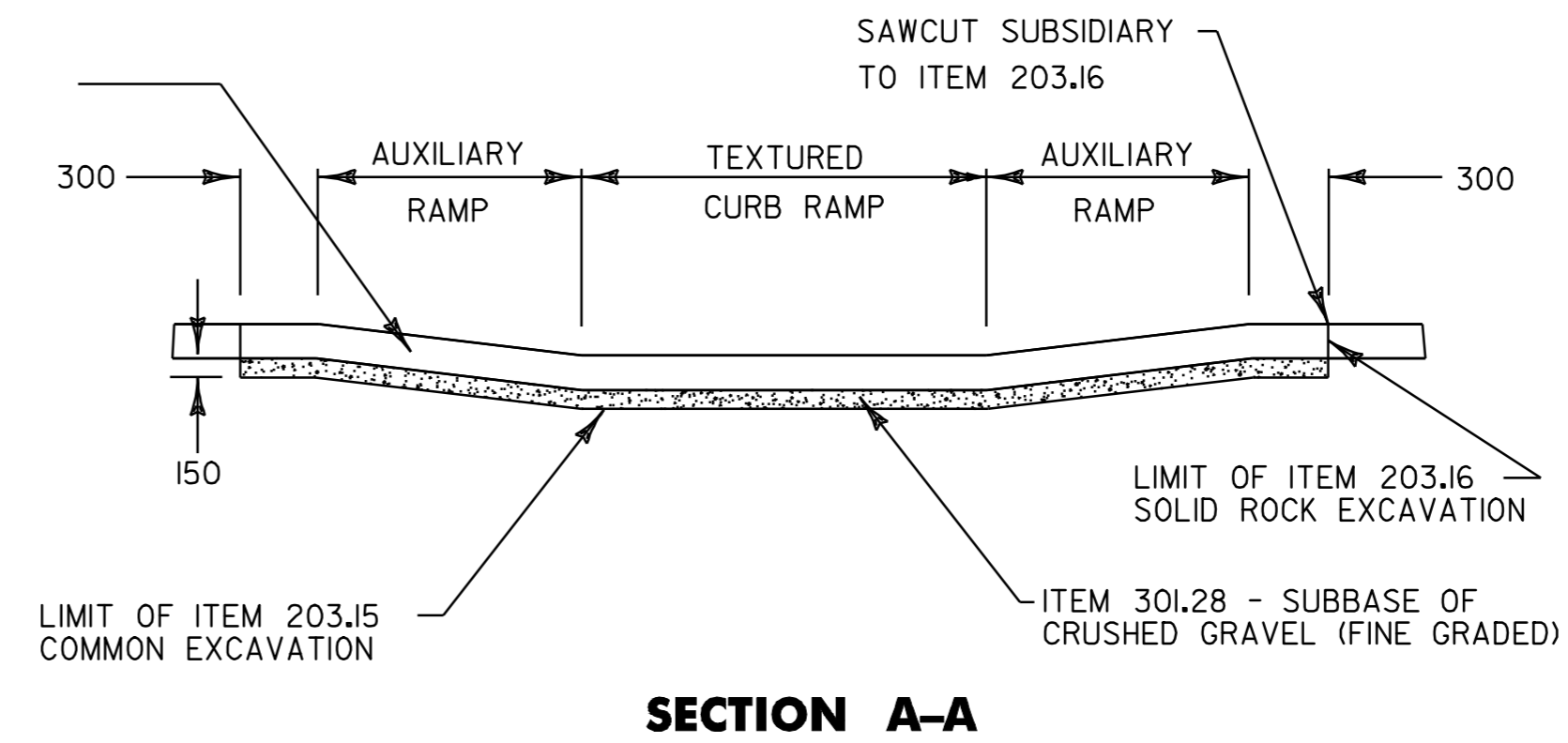
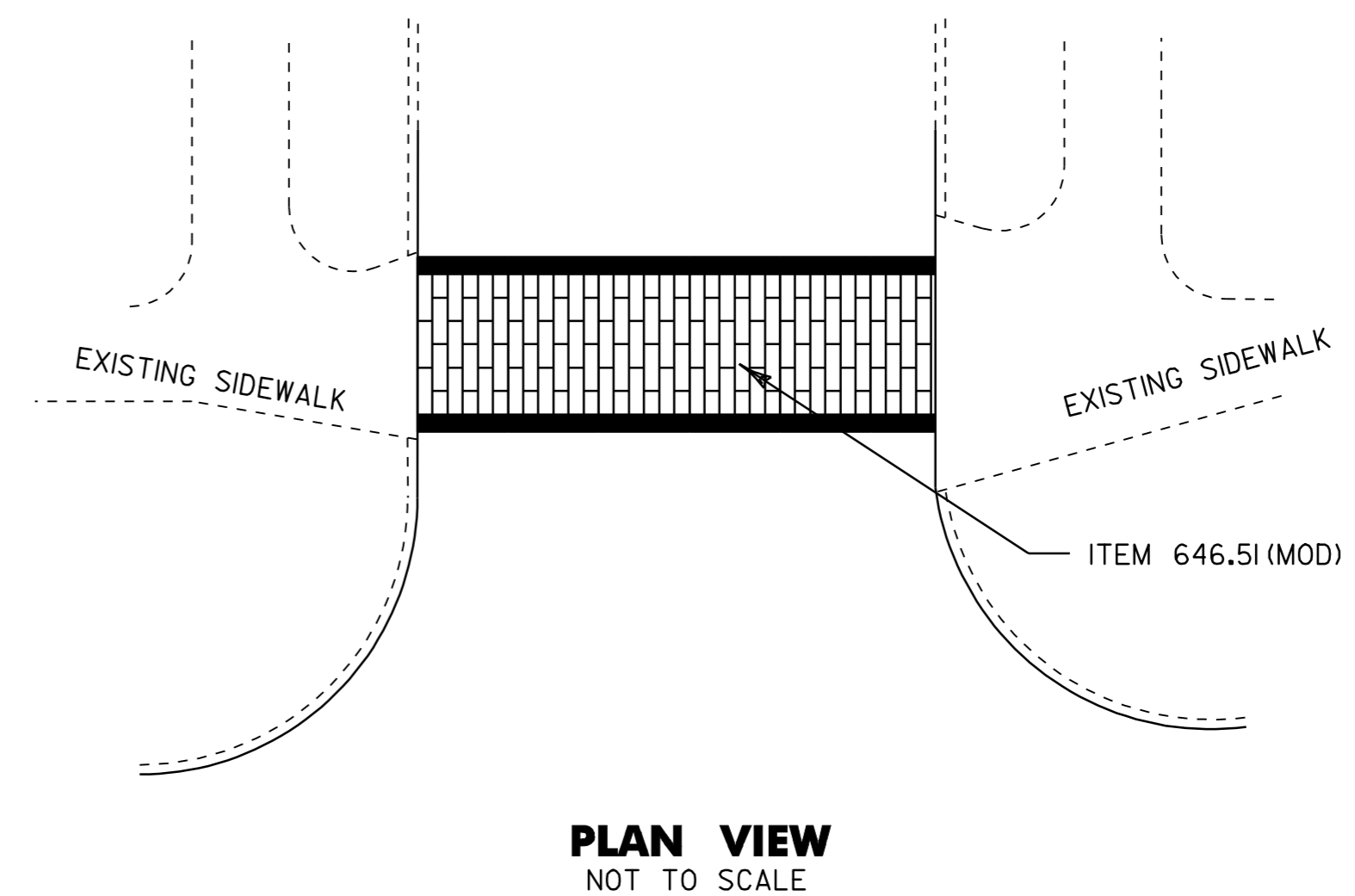
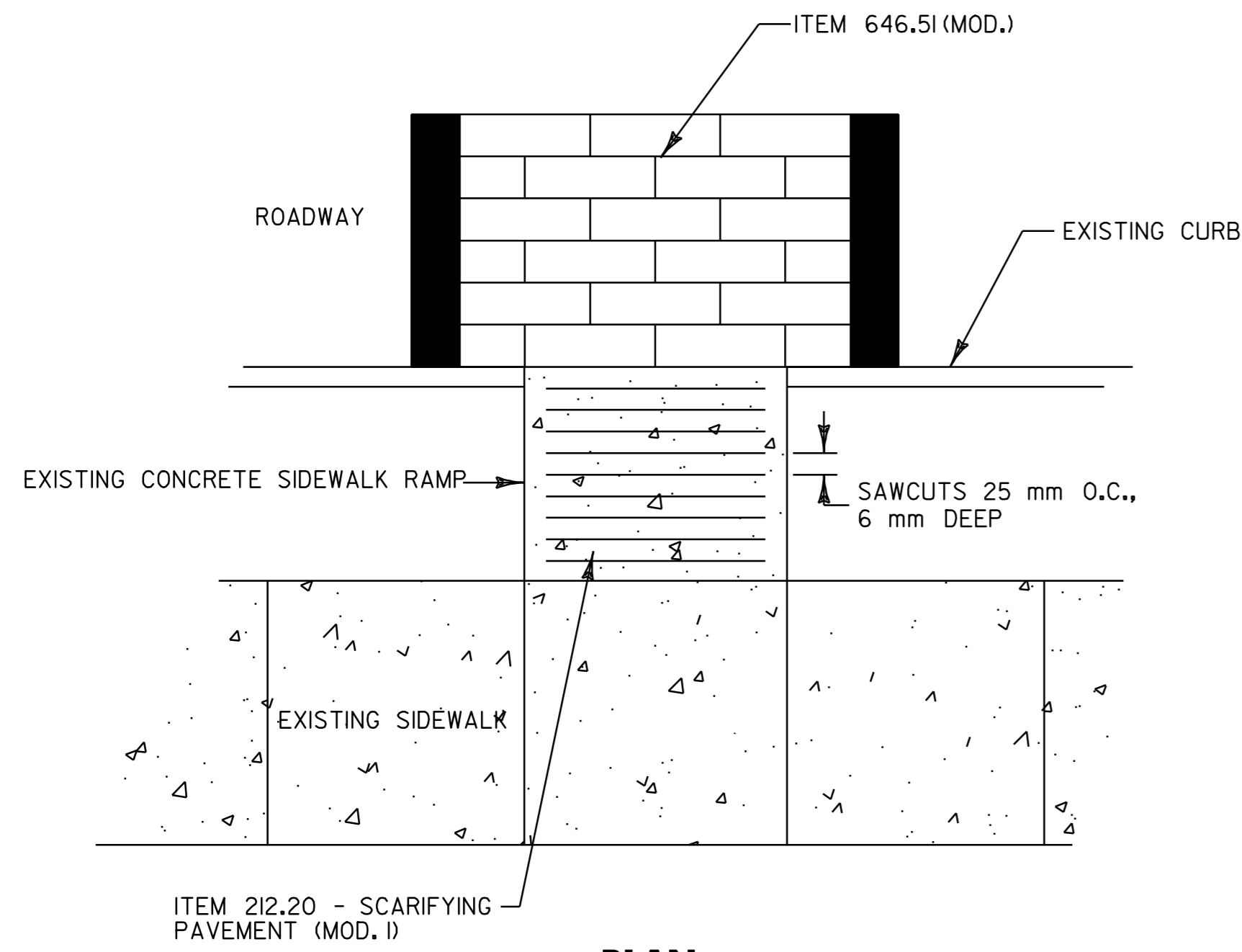


ITEM 618.10 - PORTLAND CEMENT CONCRETE SIDEWALK, 125 mm



CONCRETE SIDEWALK RAMP PAY LIMIT DETAIL
NOT TO SCALE

NOTE:
THIS DETAIL IS FOR PAY LIMITS ONLY. FOR INDIVIDUAL RAMP CONFIGURATIONS, SLOPES, DIMENSIONS, ETC., SEE VTrans STANDARD C-3M.



SIDEWALK RAMP TEXTURING DETAIL
NOT TO SCALE

PLAN VIEW
NOT TO SCALE

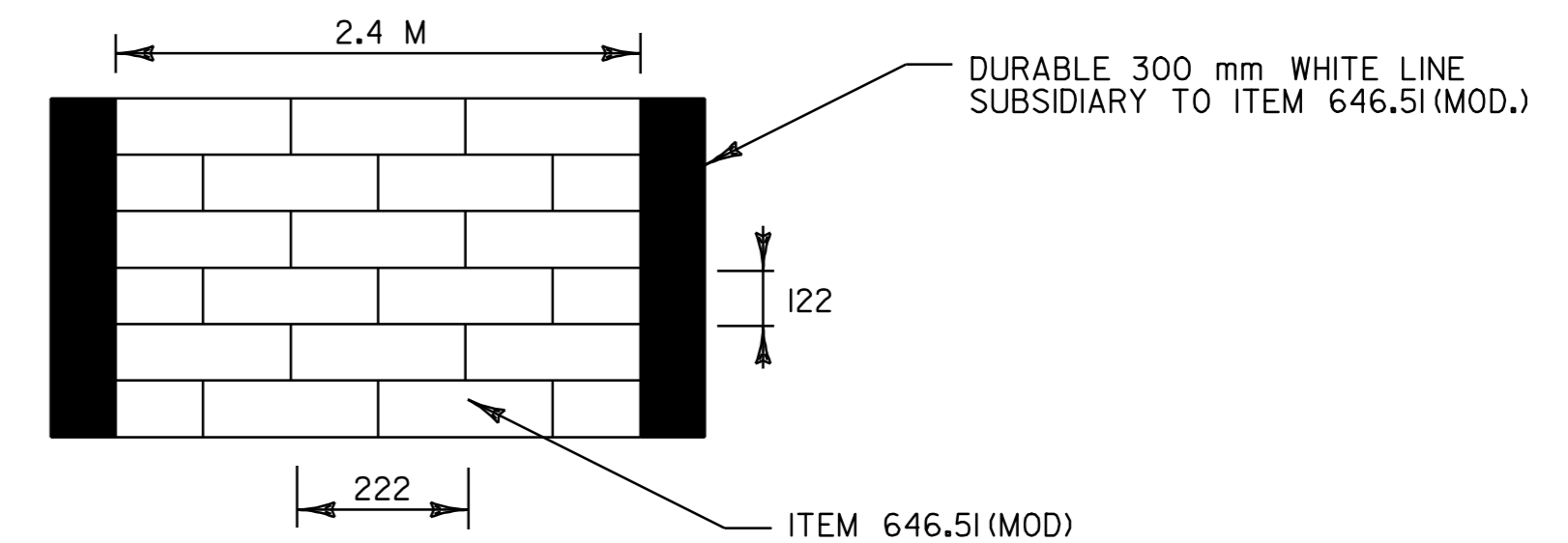
CONCRETE TEXTURING LOCATIONS

BITUMINOUS TEXTURING LOCATIONS

- U.S. ROUTE 7 STA. 0+225.5, LT.
- U.S. ROUTE 7 STA. 0+258.0, LT.
- U.S. ROUTE 7 STA. 1+101.0, LT.
- U.S. ROUTE 7 STA. 1+109.0, LT.
- U.S. ROUTE 7 STA. 1+227.5, RT.
- U.S. ROUTE 7 STA. 1+278.0, LT.
- U.S. ROUTE 7 STA. 1+524.3, LT.
- U.S. ROUTE 7 STA. 1+539.8, LT.
- U.S. ROUTE 7 STA. 1+545.0, LT.
- U.S. ROUTE 7 STA. 1+804.5, LT.
- U.S. ROUTE 7 STA. 1+822.5, LT.
- U.S. ROUTE 7 STA. 1+992.0, LT.
- U.S. ROUTE 7 STA. 2+008.0, LT.
- U.S. ROUTE 7 STA. 2+144.6, LT.
- U.S. ROUTE 7 STA. 2+146.6, LT.
- U.S. ROUTE 7 STA. 2+161.8, LT.
- U.S. ROUTE 7 STA. 2+189.7, LT.
- U.S. ROUTE 7 STA. 2+206.0, LT.
- U.S. ROUTE 7 STA. 2+216.0, LT.
- U.S. ROUTE 7 STA. 2+293.0, RT.
- U.S. ROUTE 7 STA. 2+302.9, RT.
- U.S. ROUTE 7 STA. 2+305.9, RT.
- U.S. ROUTE 7 STA. 2+313.0, LT.
- U.S. ROUTE 7 STA. 2+379.0, LT.
- U.S. ROUTE 7 STA. 2+386.5, LT.
- U.S. ROUTE 7 STA. 2+486.0, LT. & RT.
- U.S. ROUTE 7 STA. 2+626.7, RT.
- U.S. ROUTE 7 STA. 2+896.0, LT.
- U.S. ROUTE 7 STA. 3+034.0, RT.
- VT ROUTE 36 STA. 1+406.0, RT.
- VT ROUTE 36 STA. 1+413.0, RT.
- VT ROUTE 36 STA. 1+498.9, RT.
- VT ROUTE 36 STA. 1+511.3, RT.
- VT ROUTE 36 STA. 1+594.0, LT.
- VT ROUTE 36 STA. 1+661.0, LT.
- VT ROUTE 36 STA. 1+782.0, LT.
- VT ROUTE 36 STA. 2+048.0, RT.

NOTE: THE METHOD SHOWN IN THE PERMANENT CROSSWALK MARKING DETAIL ON THIS SHEET, WILL BE USED AT THE FOLLOWING LOCATIONS. PAID FOR AS ITEM 212.20 (MOD. 2)

- U.S. ROUTE 7 STA. 2+177.4, RT.
- U.S. ROUTE 7 STA. 2+633.8, RT.
- VT ROUTE 36 STA. 1+409.0, LT.
- VT ROUTE 36 STA. 1+417.0, LT.



PERMANENT CROSSWALK MARKING DETAIL
SEE LAYOUT SHEETS FOR LOCATIONS
FOR ADDITIONAL DETAILS, SEE THE SPECIAL PROVISIONS

NOTES: 1) ALL DIMENSIONS IN MILLIMETERS EXCEPT WHERE OTHERWISE INDICATED.

SIDEWALK RAMP TEXTURING & CROSSWALK DETAILS	PROJECT NAME: SI, ALBANS CITY/ST, ALBANS CITY-ST, ALBANS...	PLOT DATE: 01-FEB-2006 07:4
	PROJECT NUMBER: SIP_9804(I)S, SIP_2129(I)S, SIP_2204(I)S	DRAWN BY: D-H
	FILE NAME: Zpqve297d150Zpd150.dgn	CHECKED BY:
	DESIGNED BY: D-H	SHEET 7 OF 105
IPARM FILE NAME: pd150cd1.i		

