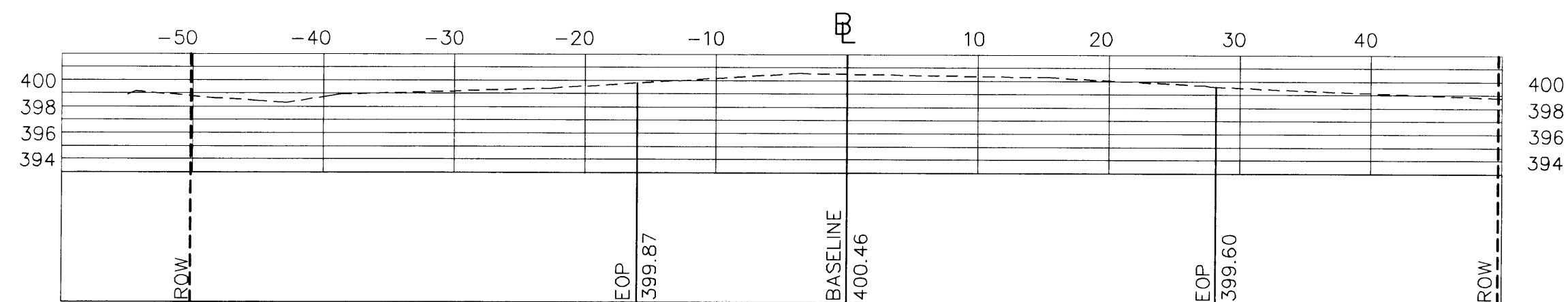
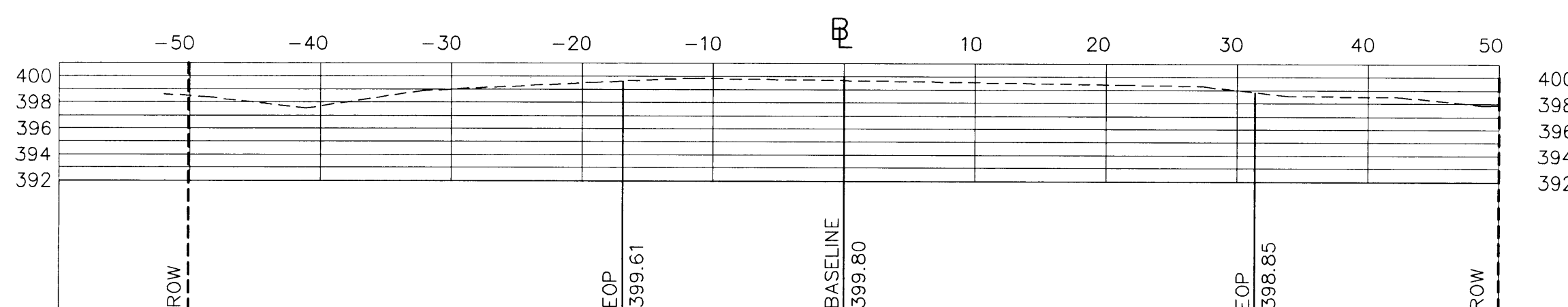


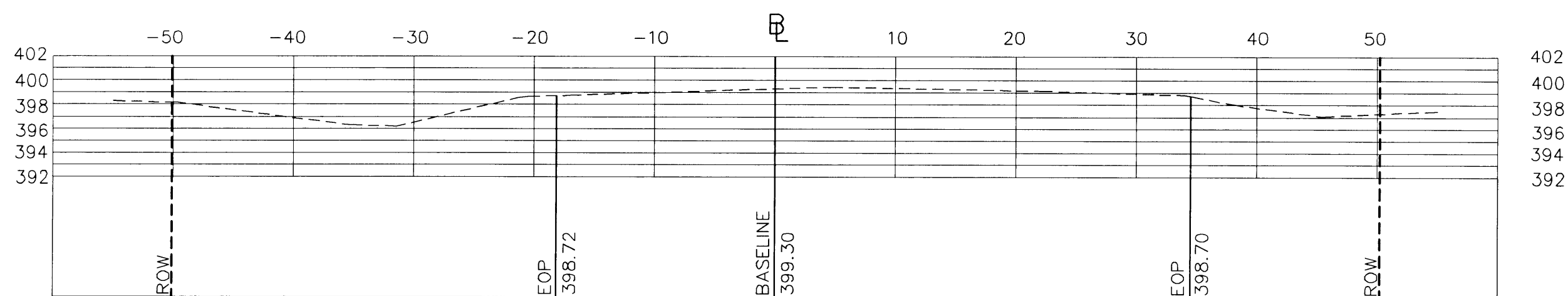
STA: 22+50



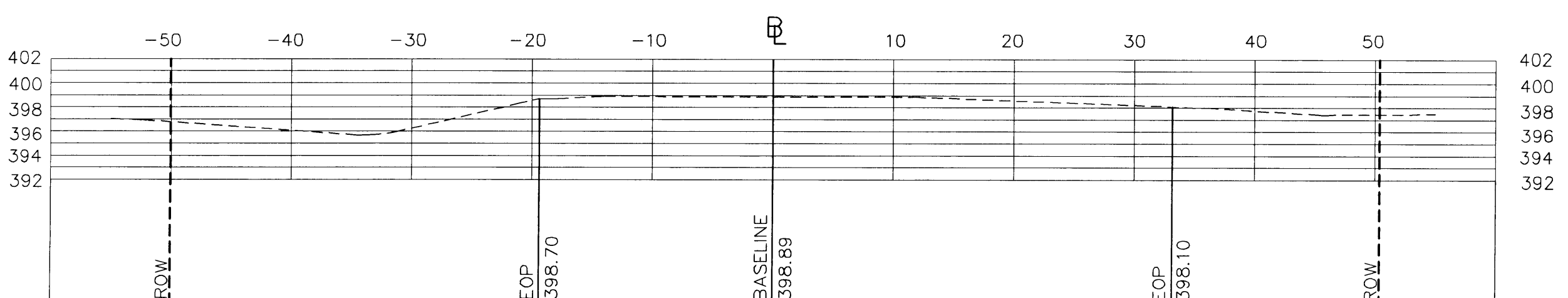
STA: 22+00



STA: 21+50



STA: 21+00



STA: 20+50

RECORD DRAWINGS
 THIS RECORD DRAWING HAS BEEN PREPARED BY GRIFFIN INTERNATIONAL, INC. BASED ON BASE PLAN DESIGN DRAWINGS PROVIDED BY LAMOUREUX & DICKINSON, INC.. CHANGES MADE TO THE DESIGN PLANS ARE INDICATED. THE INFORMATION PROVIDED REGARDING ANY DEVIATION FROM THE DESIGN PLANS ARE BASED ON RESIDENT ENGINEER NOTES AND MEASUREMENT OF ABOVEGROUND FEATURES.

CONTRACT PLANS
 VERMONT AGENCY OF TRANSPORTATION
 WILLISTON NHG 5500 (10)S
 "TAFT CORNERS"
 (US ROUTE 2 & VT ROUTE 2A)
 WILLISTON VERMONT

CROSS SECTIONS
 (U.S. ROUTE 2 - EAST)

design	RJD/JLC
drawn	JLC
checked	RJD
scale	1"=10'
sht. no.	17

LAMOUREUX & DICKINSON
 Consulting Engineers Inc.
 14 Morse Drive
 Essex Junction, VT 05452
 (802) 878-4450
 Engineers-Planners-Surveyors