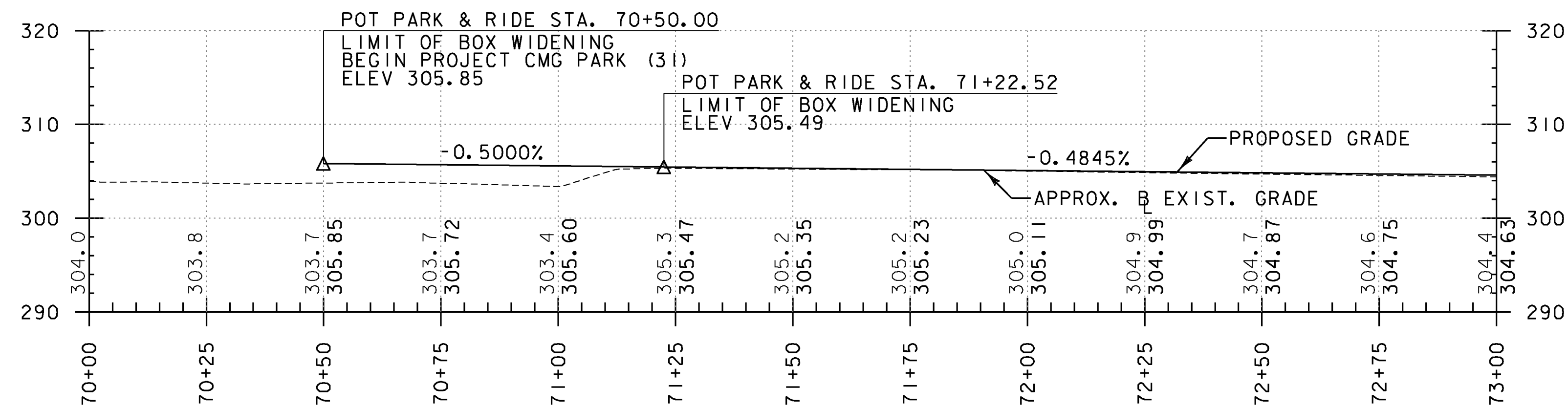
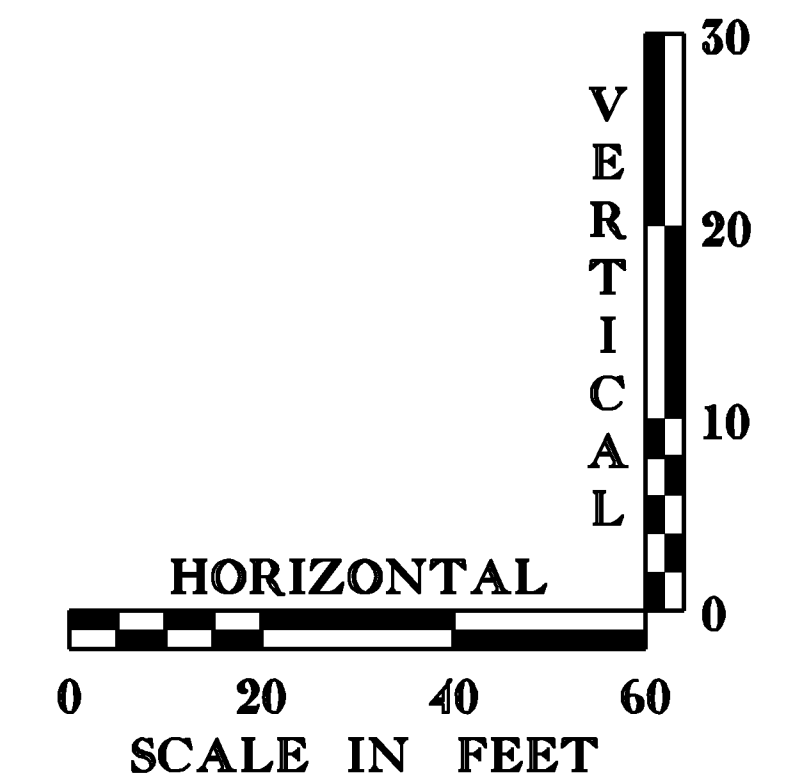
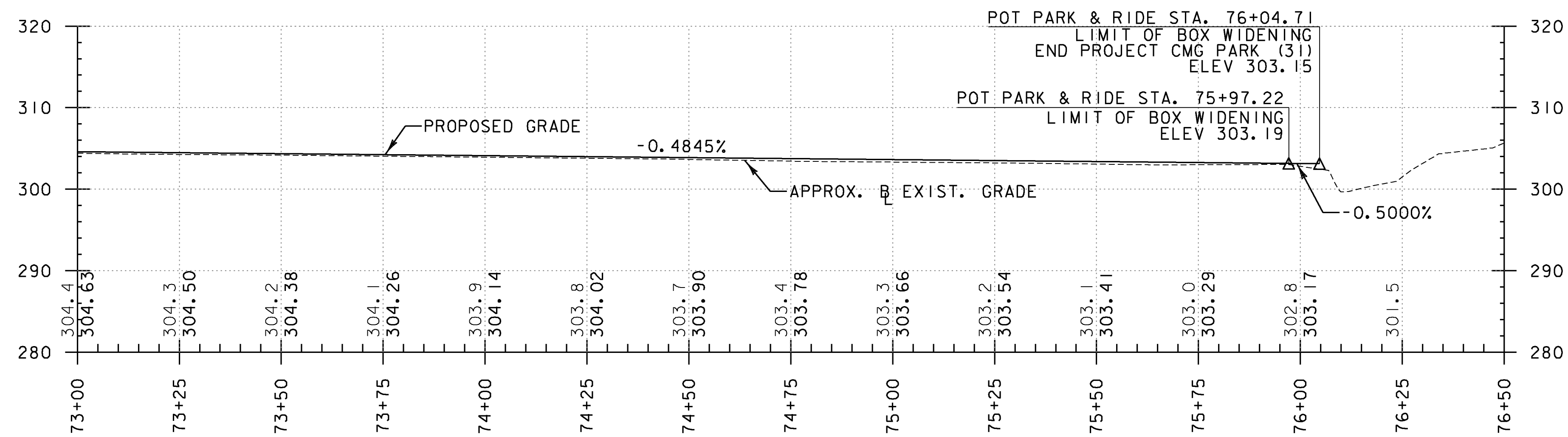


PARK & RIDE



PARK & RIDE



NOTE:
CONTRACTOR SHALL USE PROPOSED PROFILE GRADES FROM STA. 70+50.00 TO STA. 71+22.52 AND STA. 75+97.22 TO STA. 76+01.09. PROPOSED GRADES SHALL BE 1 1/2" HIGHER THAN EXISTING GRADES BETWEEN 71+22.52 TO 75+97.22. REFER TO PARTIAL GRADING PLAN FOR ADDITIONAL INFORMATION.

THE GRADES SHOWN TO THE NEAREST TENTH ARE THE ORIGINAL GROUND APPROXIMATE ELEVATIONS ALONG THE PROPOSED ALIGNMENT. THE GRADES SHOWN TO THE NEAREST HUNDREDTH ARE THE PROPOSED PROFILE GRADES FOR THE NEW ALIGNMENT.

PROJECT NAME: RICHMOND	PLOT DATE: 5/1/2013
PROJECT NUMBER: CMG PARK (31)	DRAWN BY: S.FORTIER
FILE NAME: z97c186xsl.dgn	CHECKED BY: E. ATKINS
PROJECT LEADER: ERIK ATKINS	SHEET 106 OF 133
DESIGNED BY: T. BIGELOW	
PARK & RIDE PROFILE	