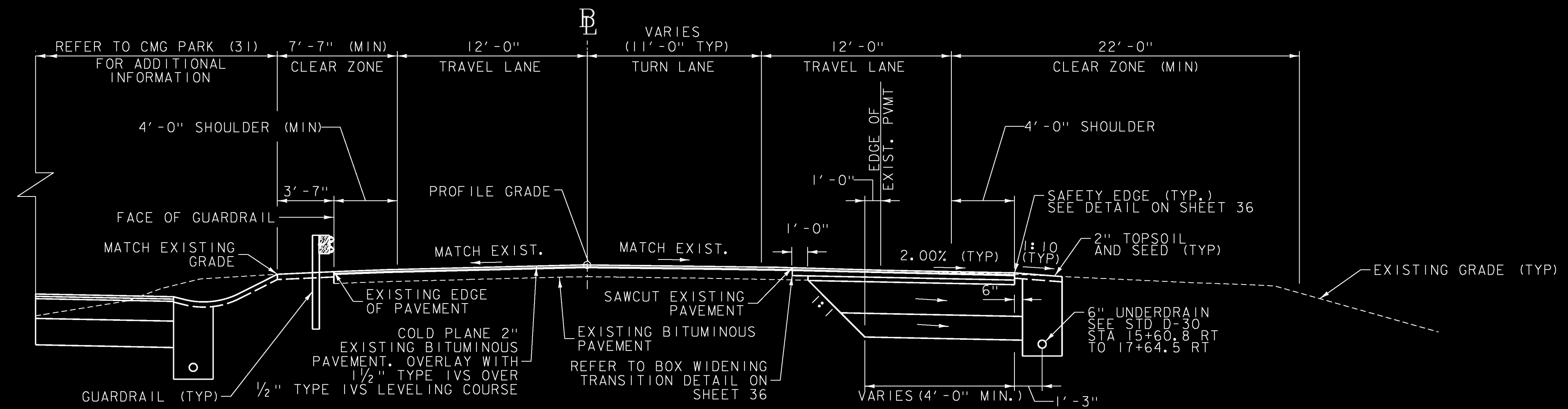
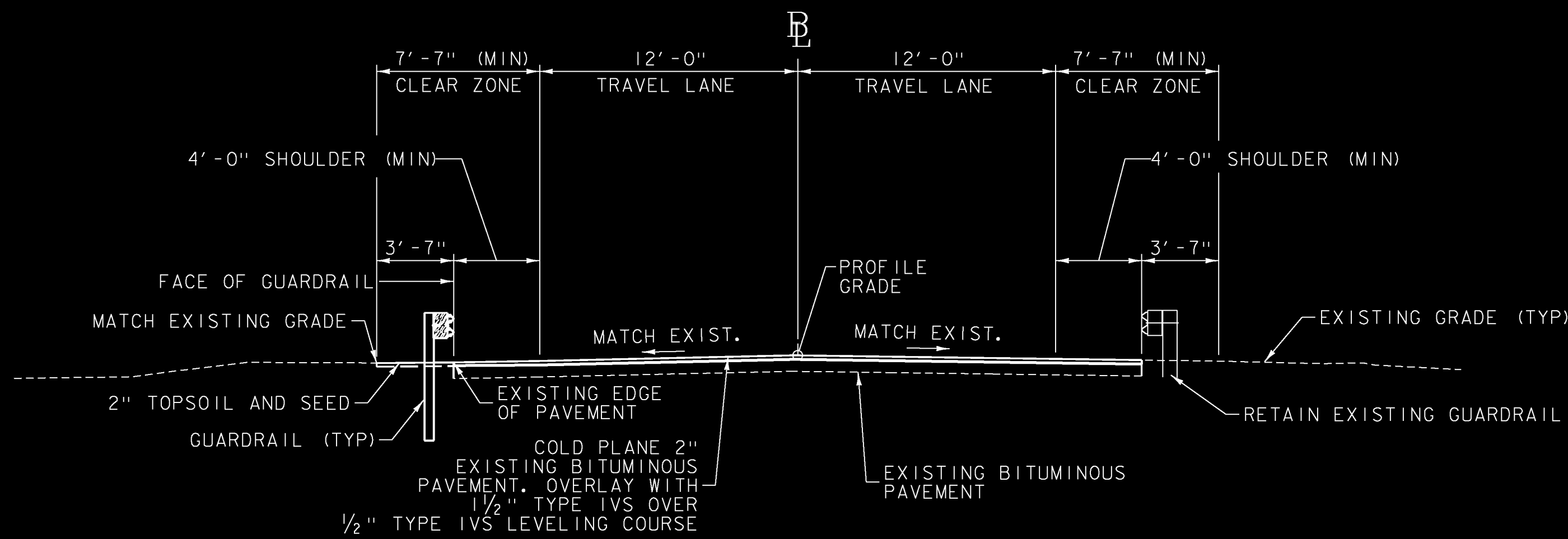


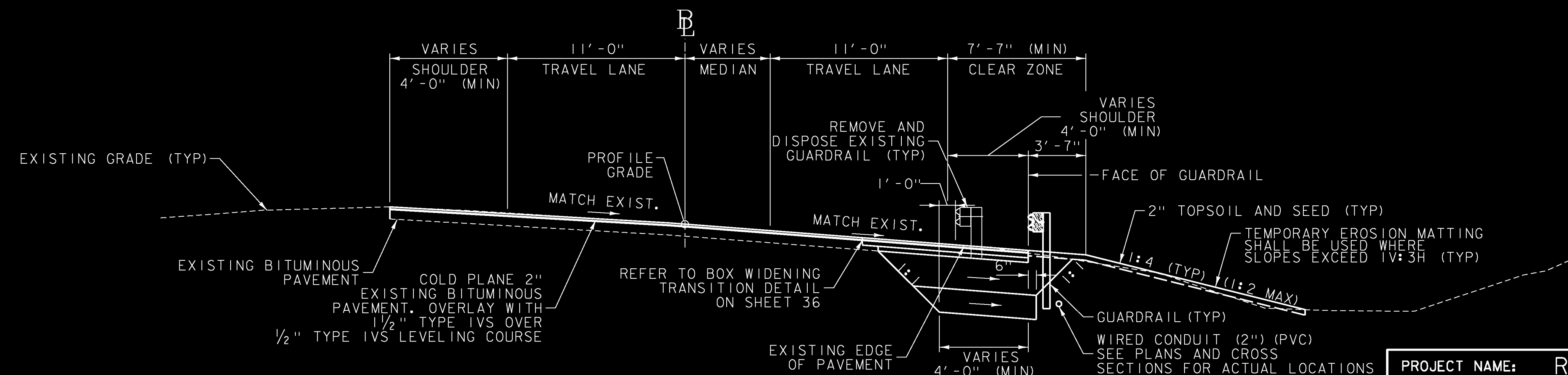
# TYPICAL SECTIONS



**COLDPLANE AND OVERLAY SECTION WITH BOX WIDENING**  
**US ROUTE 2 STA. 15+60.77 - 22+88.72**  
 NOT TO SCALE



**COLDPLANE AND OVERLAY SECTION WITHOUT BOX WIDENING**  
**US ROUTE 2 STA. 10+47.95 - 15+60.77**  
**US ROUTE 2 STA. 22+88.72 - 24+50.00**  
**VT ROUTE 117**  
 NOT TO SCALE



**COLDPLANE AND OVERLAY SECTION WITH BOX WIDENING**  
**US ROUTE 2 STA. 8+69.66 - 10+47.95**  
 NOT TO SCALE

PROJECT NAME:	RICHMOND
PROJECT NUMBER:	STP 0284 (17)
FILE NAME:	z97cl86typ.dgn
PROJECT LEADER:	ERIK ATKINS
DESIGNED BY:	T. BIGELOW
US ROUTE 2 TYPICAL SECTIONS SHEET 2	SHEET 35 OF 133