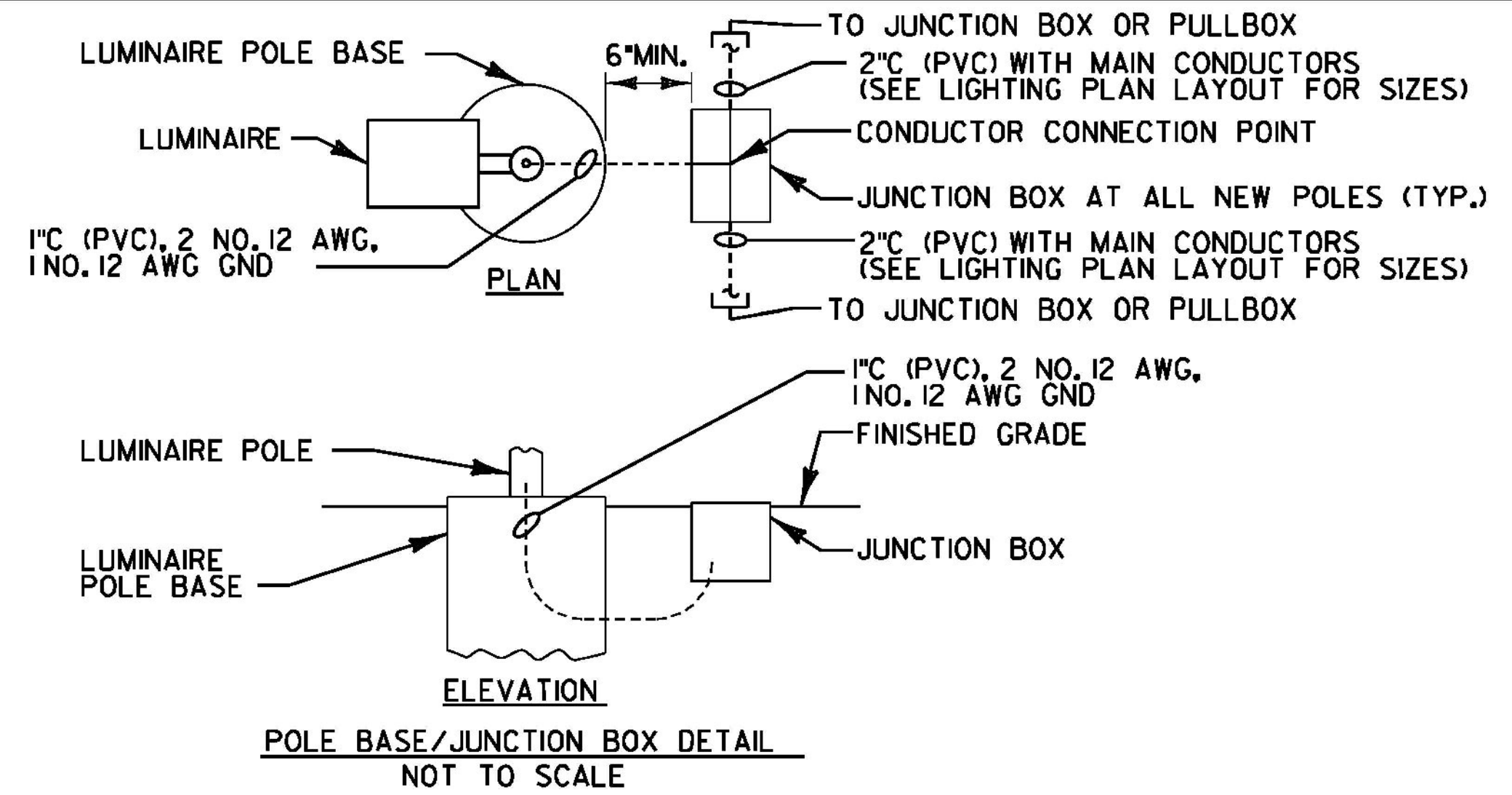


LUMINAIRE SCHEDULE						
LUMINAIRE TYPE	MTG	LAMP NO.	LAMP WATTS	VOLTAGE	MANUFACTURER AND BASE MODEL NUMBER	REMARKS AND COMMENTS
L-2	30FT POLE	LED	196W	120V	HOLOPHANE LIGHTING: LEDG 120 53 5K AS A L4 PCS BR-1055-12 (REQUIRED BUG RATING OF 2-0-2)	WITH SOLID STATE LIGHTING PHOTOCONTROL, 12" HORIZONTAL TENON MOUNT
POLE					HOLOPHANE: RTA-30-7E-P2-ND-AK-1-2-3-4	

NOTES:

- THE LIGHTING FIXTURE SELECTED IS USED AS A BASIS FOR THIS DESIGN. OR EQUAL LIGHTING FIXTURES COULD BE USED IF REQUIRED. HOWEVER REVISED LIGHTING CALCULATION WILL BE REQUIRED TO CONFIRM COMPLIANCE WITH THE PROJECT DESIGN REQUIREMENTS. OF EQUAL LIGHTING FIXTURES SHALL HAVE A BUG RATING OF 2-0-2 OR BETTER.



Weight = 28lbs
EPA = .62

Customer Preferred: (Most Frequently Ordered Catalog Numbers)
LEDG 120 35 4K AS G L1 R F1
K L2
W

LEDG Series	Number of LED'S	Drive Current	Color Temperature
LEDgend	120 = 120 LED'S	35 = 350mA Driver	4K = 4,000 K CCT +/- 250K
LED Roadway	108 = 108 LED'S	53 = 525mA Driver	5K = 5,000 K CCT +/- 250K
	096 = 96 LED'S	70 = 700mA Driver	
	084 = 84 LED'S		
	072 = 72 LED'S		
	060 = 60 LED'S		
	048 = 48 LED'S		
	36 = 36 LED'S		

LEDGEND™
LED Roadway Lighting

Functional Outdoor

HOLOPHANE®
An Acuity Brands Company

ORDERING INFORMATION:

Options	Accessories
AS = Auto-Sensing Voltage (120 thru 277) AH = Auto-Sensing Voltage (347 thru 480) EL = Extended Life - Driver PCS = DTL Solid-State Lighting Photocontrol 120-277V P34 = DTL Twist-Off Photocontrol 347V P48 = DTL Twist-Off Photocontrol 480V PSC = Shorting Cap R = NEMA Twist-Off Photocontrol Receptacle SP = Single Pack For UPS	F1 = Single Fusing (120, 240, 277, 347V) F2 = Double Fusing (208, 240, 480V) BR-1055-XX = P2 Tenon Adapter LEDGHSS = House Side Shield NOTES: *Not available with 36 LED'S with 35 or 53 drive currents or with options B, C, DE, VE, EL or PCS *Not available with B, C, DE or VE options with 53 drive current *Not available with 120 LED'S

ORDER #: _____
 TYPE: _____
 DRAWN: JRM
 DATE: 10/31/12
 DWG #: LUM_LEDG
 1 of 3

Specifications

General Construction
Rugged die cast aluminum housing, low copper aluminum, allow for corrosion resistance and long life. Horizontal arm mount with +/-6 degrees vertical adjustment. Four bolt mast arm provides easy, secure installation and adjustability for arms 1-1/4 & 2 inch pipe (1.66" & 2.38" O.D.) Trigger latch disengages for easy access to four bolt mounting, terminal block, surge protection module, LED drivers, and electronic transfer switch. An optimized maintained thermal management system is achieved by combining a robust heat sink utilizing both convection and conduction methodology with a mechanical design that provides maximum airflow ensuring a minimum of 50,000 hours L70 at 25C operating ambient. Internal perforated stainless steel cover protects the luminaire against dirt and foliage build up while maintaining the integrity of the airflow requirement. Solar guard technology isolates top cover of luminaire from thermal heat sink through four touch points providing protection from solar loading while not in operation.

Environmental
Luminaire design and tested to comply with ANSI C136:31 2001 for 100,000 cycles at 3G acceleration for normal road and bridge applications. The range of luminaire operation is -40C to +50C. Six sealed LED light engines meet dust and moisture rating of IP-66 per IEC 60068-2-3 1987 ensures long component life and protection from the environment. The luminaire is finished with polyester paint applied after a pretreatment process to ensure maximum durability. The finish shall pass the 1000 hour salt fog test per ASTM B117 and D1654 standard. The luminaire passed Humidity testing per IEC 60068-2-3 1987 and passed Temperature-Voltage Cycling and Condensing Humidity testing per Acuity Brands Validation Test Specification 902-00007-001

Regulatory
The luminaire is safely listed to CSA-C22.2 number 250, wet location. See chart below for model rating based on drive current and led combination.

Series	Drive Current	Number of LED'S	CSA Ambient Listing
LEDG	350 mA	36,60,72,84,96,108,120	40C
LEDG	525 mA	36,48,60,72,84,96,108,120	40C
LEDG	700 mA	72,60,48,36	40C
LEDG	700 mA	84	35C
LEDG	700 mA	96	30C
LEDG	700 mA	108	25C

The luminaire is ROHS compliant. Luminaire meets EMI compliance per FCC Title 47 CFR Part 15, Class A, Electrical

The surge protection is tested to ANSI/IEEC62.41-2002 specification. For the AS voltage option (120-277), the device meets category C high (20kV, 10KA). For AH voltage rating (347-480), the protection level is category C low. (8kV, 3KA) The surge protection module (SPD) protects all downstream electronics such as led drivers, transfer switch, and relays for the purpose of protecting from electrical disturbances such as nearby lightning strikes.

Extended life driver option (EL 350 mA only) provides both main and auxiliary driver system extending system driver to 200,000 hours minimum. The control in EL option constantly monitors an output current of the Main Driver. In the event of a Main driver failure (no output current), the control switches power to the Auxiliary driver. The Auxiliary driver is not energized during normal operation.

The photocontrol receptacle is adjustable without tools and is ROAM compatible. The luminaire is designed to conform to ANSI C82.77:2002 for Maximum Total Harmonic Distortion (THD) -20%. Inrush current complies with NEMA410:2004 table B-2 and line Fluctuations and Ramp input voltage per UL 991:2004.

The luminaire conforms to Electromagnetic compatibility tests for Electrostatic Discharge (ESD) per IEC 61000-4-2:2001, Level 4.

Optical
Environmentally friendly, zero uplight luminaire reduces light pollution. Glass optics provides minimal dirt depreciation and will not discolor or become brittle over time. The permanence of glass results in less dirt depreciation and more maintained lumens on the intended space. The luminaire is available with narrow, medium, and wide asymmetric distributions designed to maximize pole spacing and reduce energy usage resulting in a lower total cost of ownership. The highly engineered light engine is designed to restrict direct view of individual LED'S increasing visual comfort within the field of view. The luminaire is available with LED color temperatures of 4000K and 5000K. The minimum color rendering index (CRI) is 70. Reference www.Holophane.com for individual photometric tests on LEDgend LED luminaire that are tested per LM79 guidelines. Consult factory for LM80 data as that varies per LED chip manufacturer.

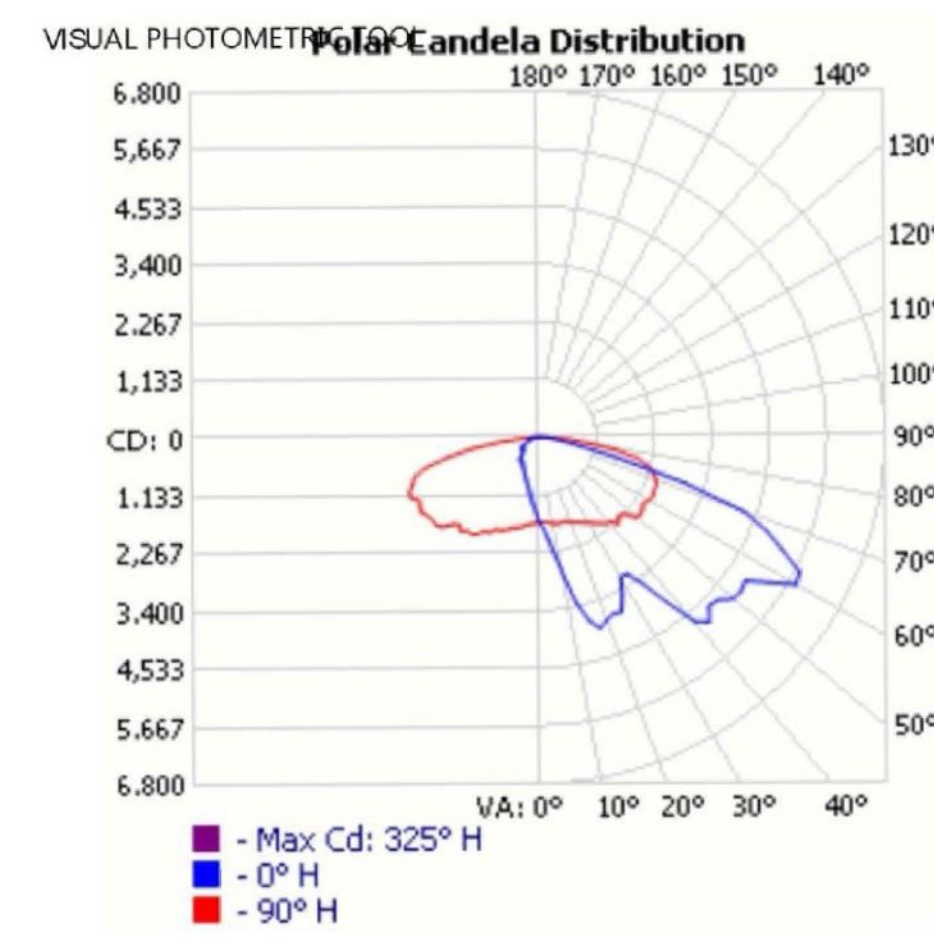
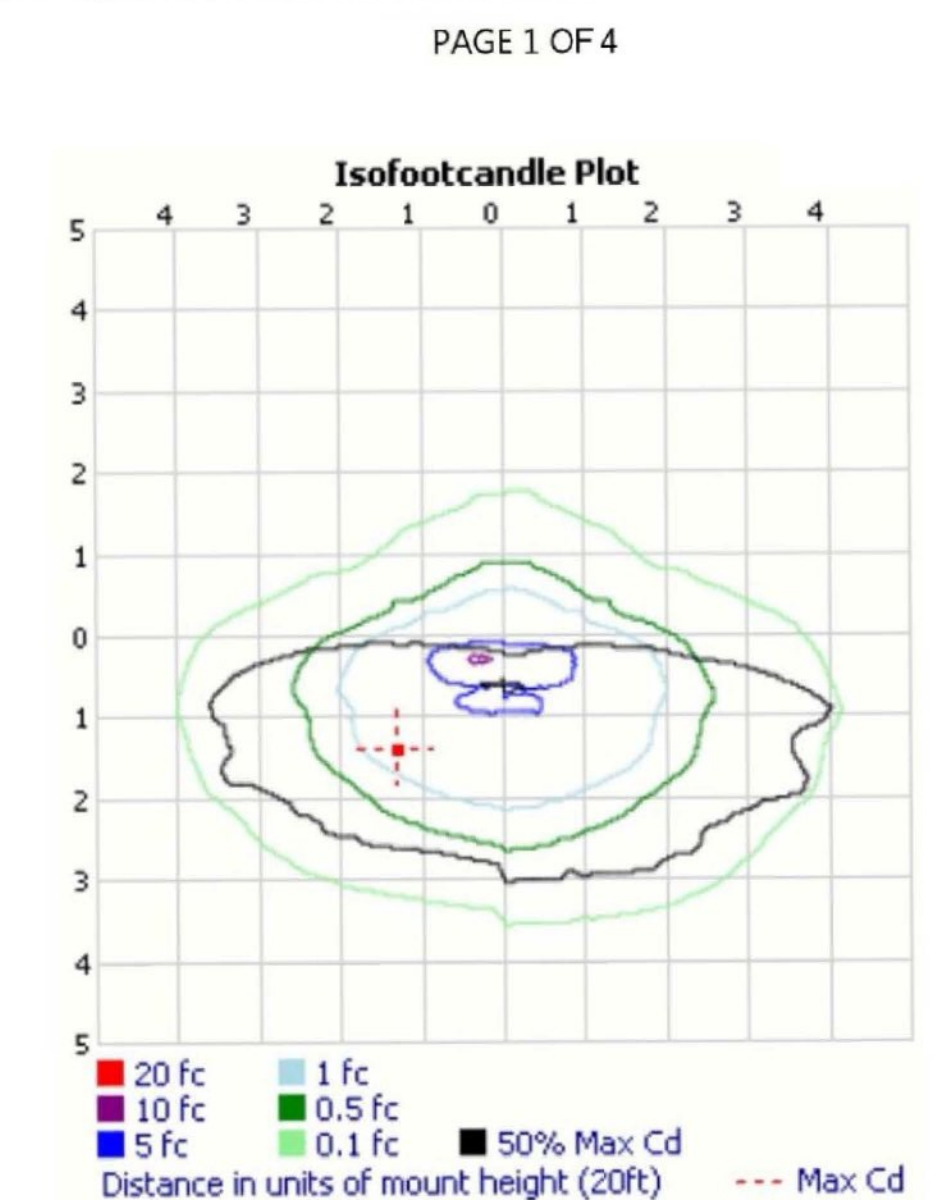
LEDGEND™
LED Roadway Lighting

Functional Outdoor

HOLOPHANE®
An Acuity Brands Company

ORDER #: _____
 TYPE: _____
 DRAWN: LJS
 DATE: 10/6/11
 DWG #: LUM_LEDG
 2 of 3

http://www.visual-3d.com/Tools/PhotometricViewer/Default.aspx?id=36146



PROJECT NAME: RICHMOND
 PROJECT NUMBER: STP 0284 (17)

FILE NAME: z97cl86el02.dgn
 PROJECT LEADER: YASSER RIZK
 DESIGNED BY: M. STEWART
 LIGHTING DETAILS SHEET

PLOT DATE: 4/29/2013
 DRAWN BY: M. STEWART
 CHECKED BY: Y. RIZK
 SHEET 76 OF 133