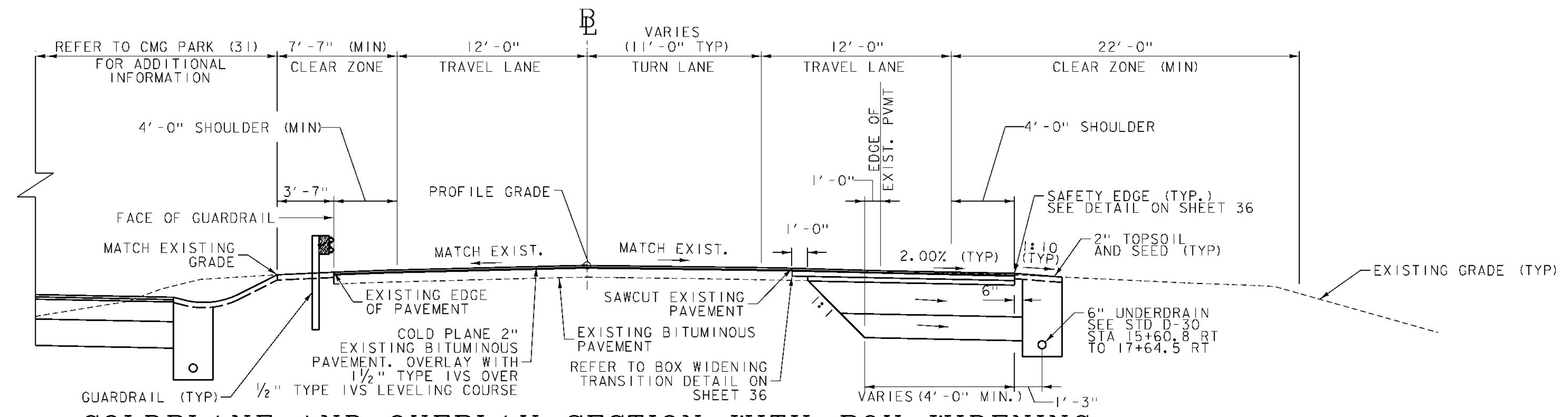
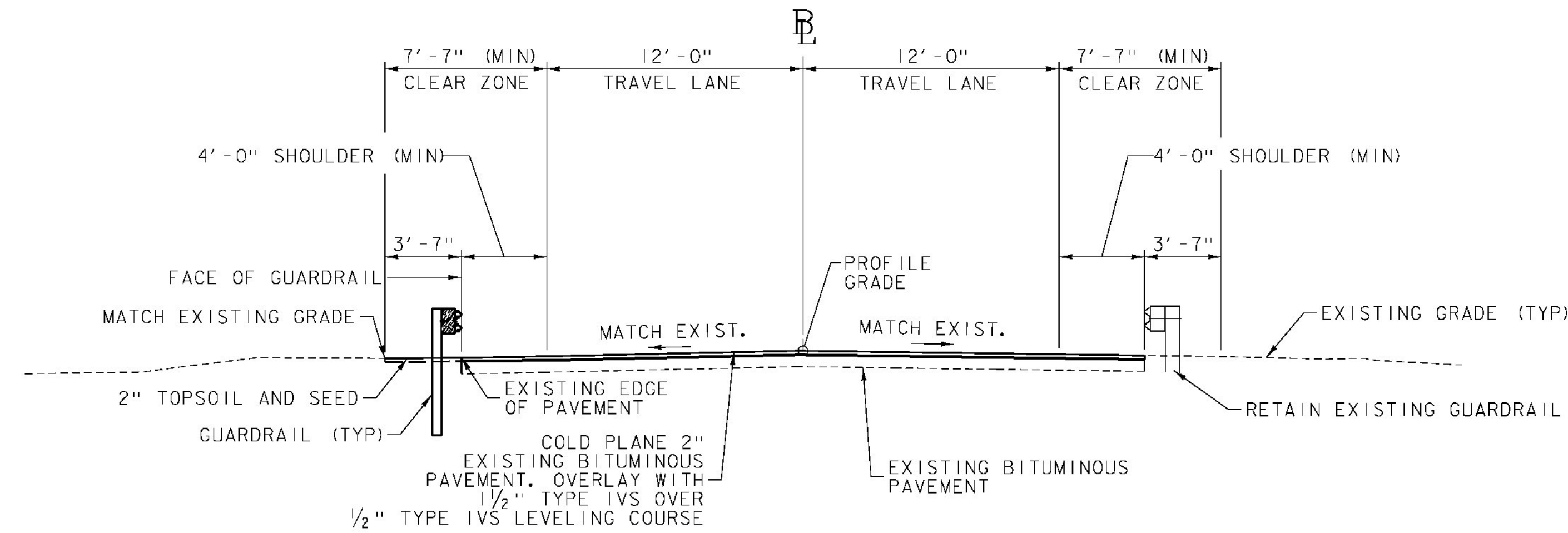


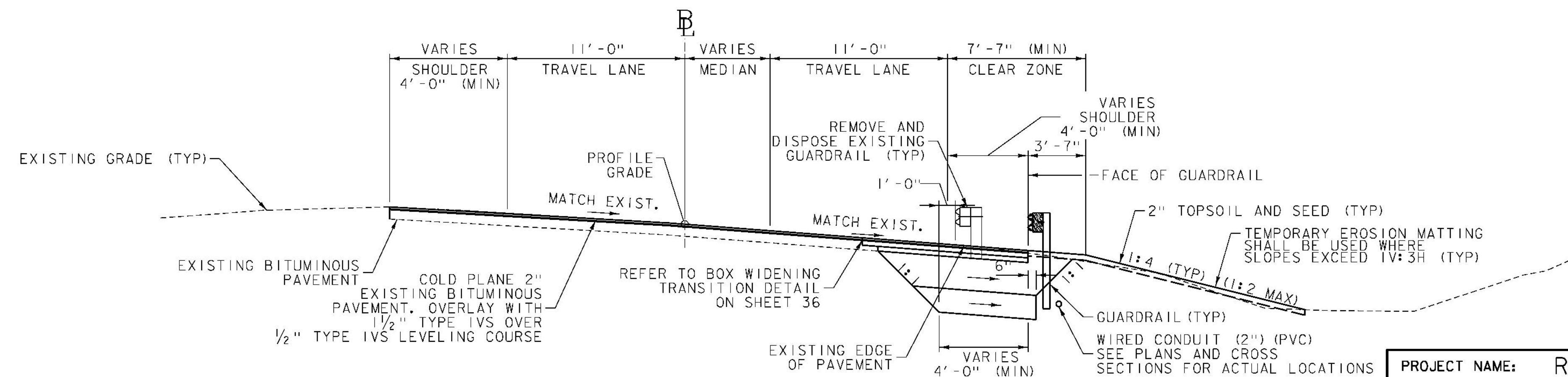
# TYPICAL SECTIONS



**COLDPLANE AND OVERLAY SECTION WITH BOX WIDENING**  
**US ROUTE 2 STA. 15+60.77 - 22+88.72**  
 NOT TO SCALE



**COLDPLANE AND OVERLAY SECTION WITHOUT BOX WIDENING**  
**US ROUTE 2 STA. 10+47.95 - 15+60.77**  
**US ROUTE 2 STA. 22+88.72 - 24+50.00**  
**VT ROUTE 117**  
 NOT TO SCALE



**COLDPLANE AND OVERLAY SECTION WITH BOX WIDENING**  
**US ROUTE 2 STA. 8+69.66 - 10+47.95**  
 NOT TO SCALE

PROJECT NAME: RICHMOND	
PROJECT NUMBER: STP 0284 (17)	
FILE NAME: z97cl86+yp.dgn	PLOT DATE: 4/29/2013
PROJECT LEADER: ERIK ATKINS	DRAWN BY: S. FORTIER
DESIGNED BY: T. BIGELOW	CHECKED BY: E. ATKINS
US ROUTE 2 TYPICAL SECTIONS SHEET 2	SHEET 35 OF 133