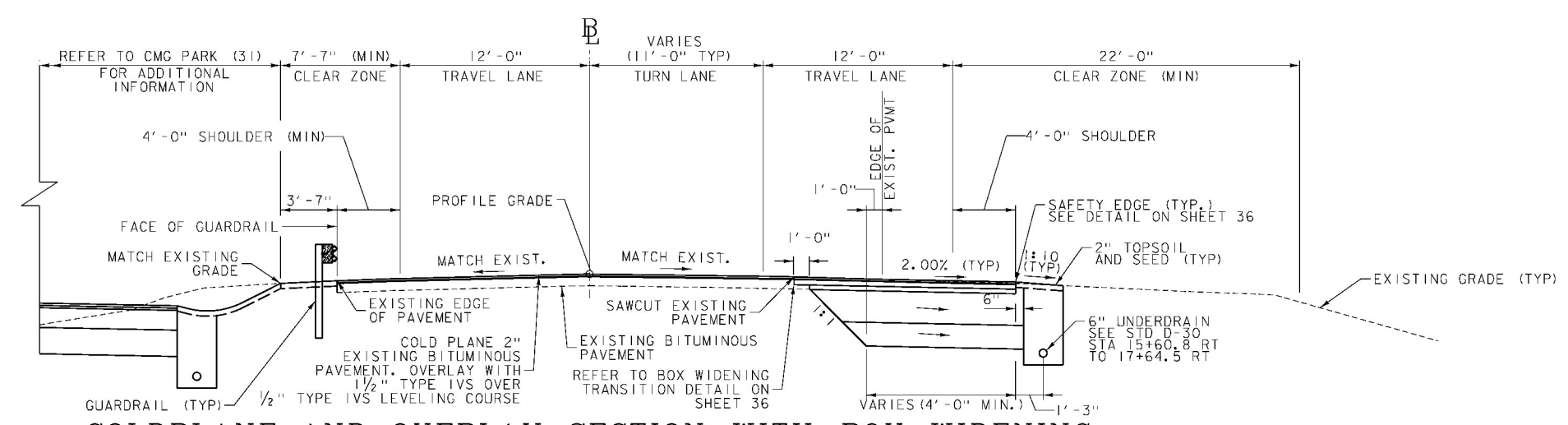
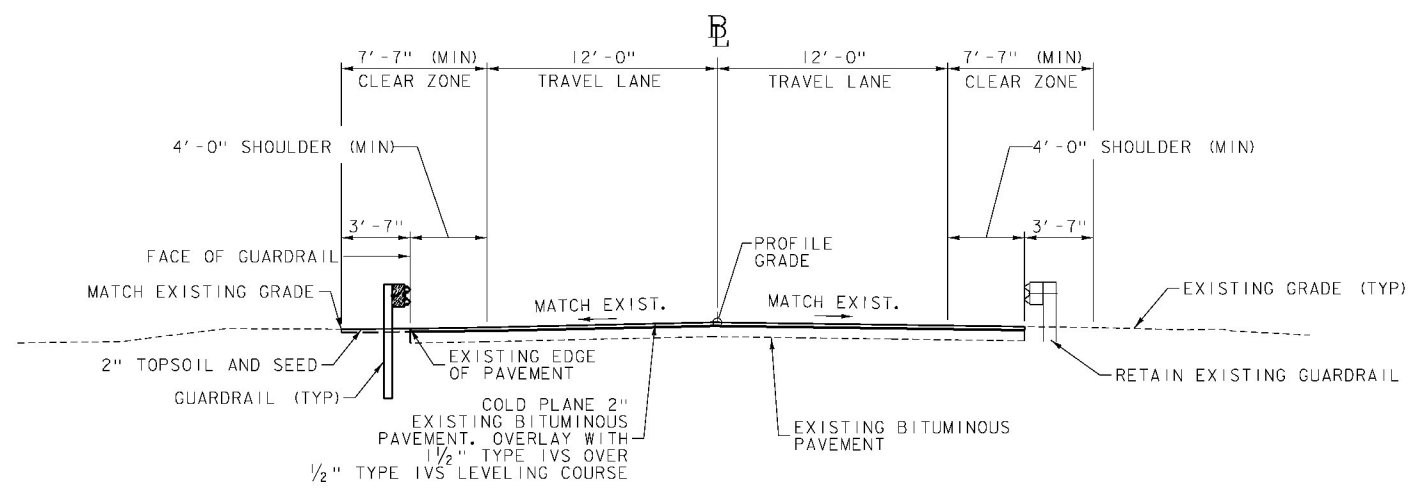


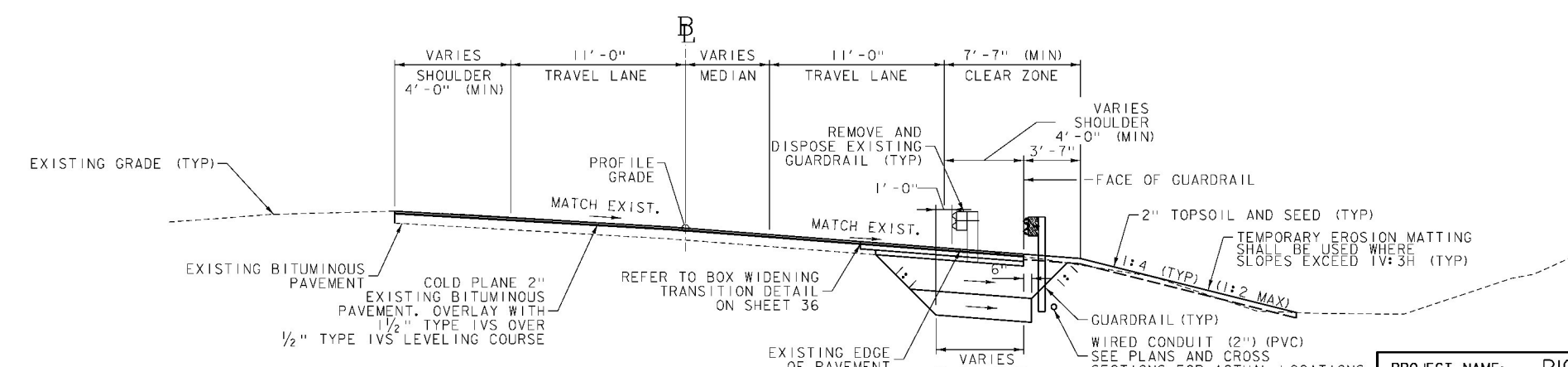
### TYPICAL SECTIONS



**COLDPLANE AND OVERLAY SECTION WITH BOX WIDENING**  
 US ROUTE 2 STA. 15+60.77 - 22+88.72  
 NOT TO SCALE



**COLDPLANE AND OVERLAY SECTION WITHOUT BOX WIDENING**  
 US ROUTE 2 STA. 10+47.95 - 15+60.77  
 US ROUTE 2 STA. 22+88.72 - 24+50.00  
 VT ROUTE 117  
 NOT TO SCALE



**COLDPLANE AND OVERLAY SECTION WITH BOX WIDENING**  
 US ROUTE 2 STA. 8+69.66 - 10+47.95  
 NOT TO SCALE

PROJECT NAME: RICHMOND  
 PROJECT NUMBER: STP 0284 (17)  
 FILE NAME: 2970861.dgn PLOT DATE: 4/29/203  
 PROJECT LEADER: ERK ATKINS DRAWN BY: S. FORTIER  
 DESIGNED BY: T. BIGELOW CHECKED BY: E. ATKINS  
 US ROUTE 2 TYPICAL SECTIONS SHEET 2 SHEET 36 OF 33