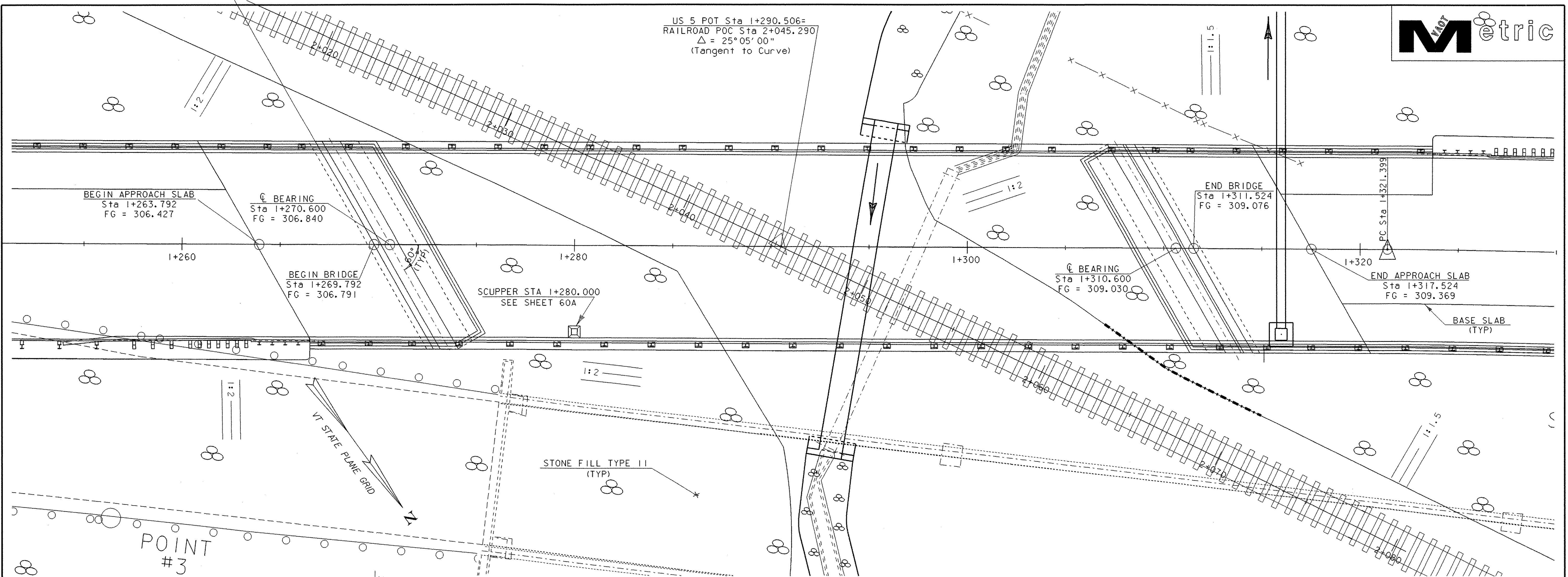


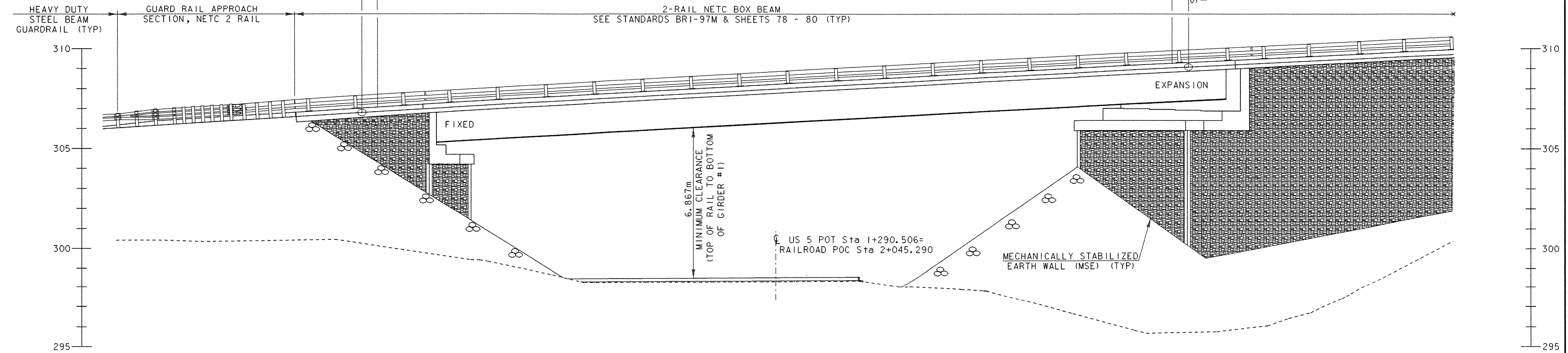
US 5 POT Sta 1+290.506=
RAILROAD POC Sta 2+045.290
 $\Delta = 25^{\circ}05'00''$
(Tangent to Curve)



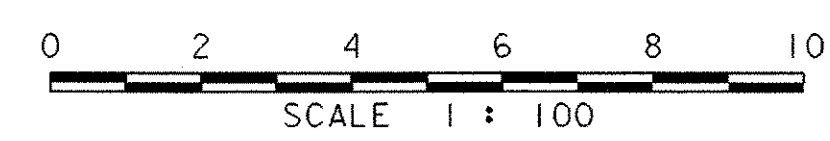
PLAN



40 METERS CL - CL BEARING



ELEVATION AT LAKESIDE FASCIA



PROJECT:	BARTON	PROJECT NO. :	STP 0113 (58) S
DESIGN FILE NAME:	96c116/structures/sc116pe.dgn	PLOT DATE:	03-JAN-2002
IPARM FILE NAME:	sc116pe.i	SURVEY DATE:	AUG 1996
SURVEYED BY:	R. BULLOCK	DRAWN BY:	P.G. JARVIS
SQUAD LEADER:	C.P. WILLIAMS	SHEET:	37 OF 120
PLAN & ELEVATION SHEET			