

* OPTICALLY SPACE NUMERALS ABOUT VERTICAL CENTERLINE.

R2-1

SIGN	DIMENSIONS (INCHES)										
	A	B	C	D	E	F	G	H	J	K	L
MIN	18	24	3/8	5/8	3	3E	2	8E	1 1/2	7 3/16	5 1/2
STD	24	30	3/8	5/8	4	4E	2	10E	1 1/2	9 9/16	7 5/16
EXPWY	36	48	5/8	7/8	6	6E	5	14E	2 1/4	14 3/8	11
FWY	48	60	3/4	1 1/4	8	8E	4	20E	3	19 1/8	14 5/8

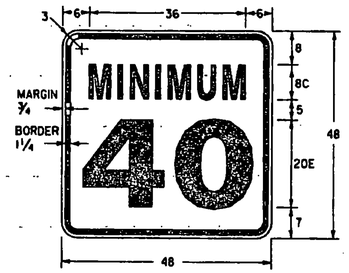

TO BE USED WITH "SPEED LIMIT 55" OR "65" FWY SIGN ONLY

VR-141

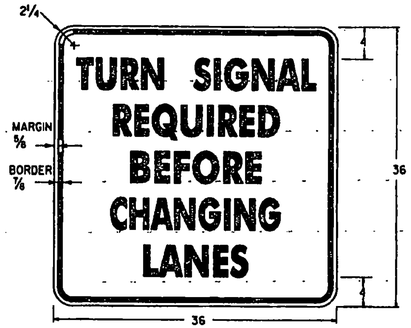

TEXT 4"C; SPACING 2"

VR-002

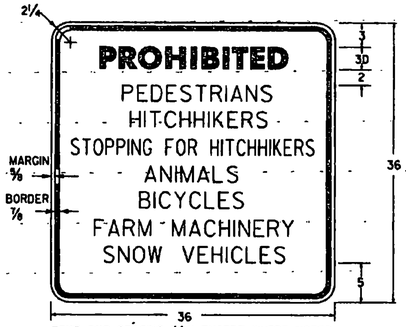

TEXT 2"C, SPACING 1 1/2", EXCEPT WHERE NOTED.

VR-046



* OPTICALLY SPACE NUMERALS ABOUT VERTICAL CENTERLINE.

R2-4

SIGN	DIMENSIONS (INCHES)										
	A	B	C	D	E	F	G	H	J	K	L
STD	24	30	3/8	5/8	4	4E	2	10E	1 1/2	9 3/16	6 9/16
EXPWY	36	48	5/8	7/8	6	6E	5	14E	2 1/4	13 3/4	10 3/16
FWY	48	60	3/4	1 1/4	8	8E	4	20E	3	18 3/16	13 5/8

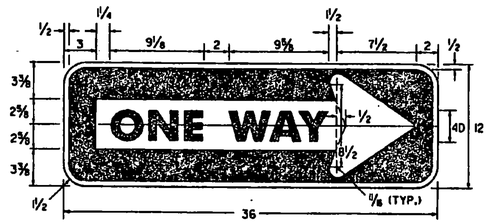

R6-1R

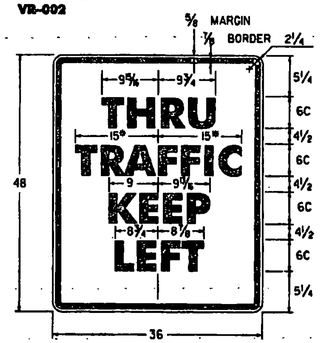

* REDUCE SPACING 25 %

VR-118L

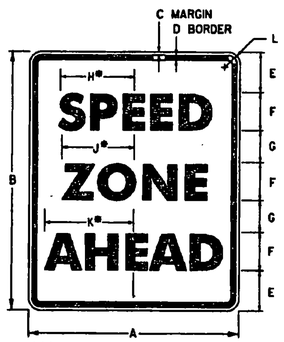

* FOR STD SIZE, REDUCE SPACING 40 %

R2-5C

SIGN	DIMENSIONS (INCHES)										
	A	B	C	D	E	F	G	H	J	K	L
MIN.	18	24	3/8	5/8	3 1/2	4C	2 1/2	6 9/16	5 1/2	7	1 1/2
STD.	24	30	3/8	5/8	3 1/2	6C	2 1/2	9 3/16	7 3/16	9 3/4	1 1/2
EXPWY.	36	48	5/8	7/8	7	8C	5	13 5/8	11 1/16	14	2 1/4
FWY.	48	60	3/4	1 1/4	9	10C	6	17	13 9/16	17 1/2	3

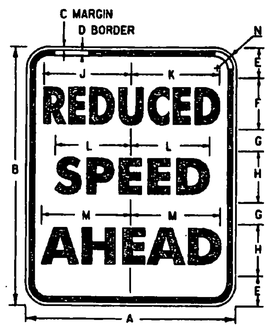

R2-5A

SIGN	DIMENSIONS (INCHES)												
	A	B	C	D	E	F	G	H	J	K	L	M	N
MIN.	18	24	3/8	3/8	3 1/2	4B	2 1/2	4C	6 7/8	7	6 9/16	7	1 1/2
STD.	24	30	3/8	3/8	3 1/2	6B	2 1/2	6C	10	10 3/4	9 3/16	9 3/4	1 1/2
EXPWY.	36	48	5/8	7/8	7	8B	5	8C	14 1/4	14 3/4	13 5/8	14	2 1/4
FWY.	48	60	3/4	1 1/4	9	10B	6	10C	17 3/4	18 3/16	17	17 1/2	3

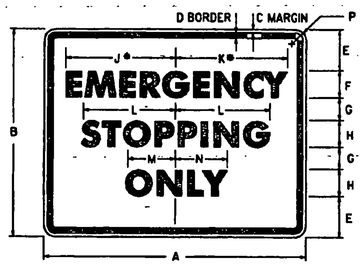

* FOR FWY SIZE, REDUCE SPACING 50 %

R8-7

SIGN	DIMENSIONS (INCHES)														
	A	B	C	D	E	F	G	H	J	K	L	M	N	P
EXPWY.	30	24	3/8	5/8	3 1/2	4C	2 1/2	4D	12 1/2	13	12 3/4	6 7/16	7	1 1/2
FWY.	48	36	5/8	7/8	5	6D	4	6D	20 7/16	21 1/8	19 1/8	10 1/16	10 9/16	2 1/4

GENERAL:

1. ALL DIMENSIONS IN INCHES.

COLORS:

THE REGULATORY SIGNS SHOWN ON THIS SHEET SHALL HAVE BLACK TEXT ON REFLECTORIZED WHITE BACKGROUND, UNLESS OTHERWISE NOTED. THE COLORS SHALL CONFORM WITH THE COLORS ADOPTED BY THE AMERICAN ASSOCIATION OF STATE HIGHWAY AND TRANSPORTATION OFFICIALS AND APPROVED BY THE DEPARTMENT OF TRANSPORTATION, FEDERAL HIGHWAY ADMINISTRATION.

MATERIALS:

THE SIGN BASE MATERIALS USED FOR REGULATORY SIGNS SHOWN ON THIS SHEET MAY BE ANY OF THE FOLLOWING OF THE MINIMUM THICKNESS NOTED.

	18" X 24"	24" X 30" 30" X 24"	36" X 12" 36" X 36" 36" X 48" 48" X 36" 48" X 48" 48" X 60"
FLAT SHEET ALUMINUM	0.060"	0.080"	0.100"
HIGH DENSITY OVERLAID PLYWOOD	1/2"	1/2"	5/8"
GALVANIZED FLAT SHEET STEEL	18 GAGE	16 GAGE	14 GAGE

THE REFLECTIVE MATERIAL FOR GROUND MOUNTED SIGNS SHALL BE AASHTO TYPE II OR III WHITE REFLECTIVE SHEETING APPLIED TO THE ENTIRE BACKGROUND OF THE SIGN. THE TEXT OF THE SIGNS MAY BE LETTERING FILM, SILK SCREENED OR HAND PAINTED. HAND PAINTING MUST BE COMPARABLE IN QUALITY TO THE RESULTS OBTAINED BY SILK SCREENING.

SPECIFICATIONS:

REGULATORY SIGNS SHALL MEET THE VERMONT STANDARD SPECIFICATIONS FOR TRAFFIC SIGNS.

TEXT DESIGN:

LETTERS, DIGITS, ARROWS, SPACING AND TEXT DIMENSIONS SHALL CONFORM WITH THE "STANDARD ALPHABET FOR HIGHWAY SIGNS AND PAVEMENT MARKINGS" AND DESIGNS PRESCRIBED IN THE STANDARD HIGHWAY SIGNS AS SPECIFIED IN THE MANUAL ON UNIFORM TRAFFIC CONTROL DEVICES.

REVISIONS AND CORRECTIONS

OCT. 30, 1987 - DATE OF ORIGINAL ISSUE

SEPT. 20, 1995 - ADDED AND DELETED SIGN DETAILS, ADDED SIGN ID NUMBERS, MINOR NOTE REVISIONS.

APPROVED FOR THIS PROJECT AND/OR DESIGN IMPLEMENTATION. FHWA FINAL APPROVAL PENDING.

APPROVED

Gordon H. MacArthur
DIRECTOR OF ENGINEERING

David A. Ross
TRAFFIC AND SAFETY ENGINEER

REGULATORY SIGN DETAILS

/traf/std/stdel42.dgn : stdel42.1

OTHER STDS.: NONE REQUIRED

VERMONT AGENCY OF TRANSPORTATION

STANDARD

E-142