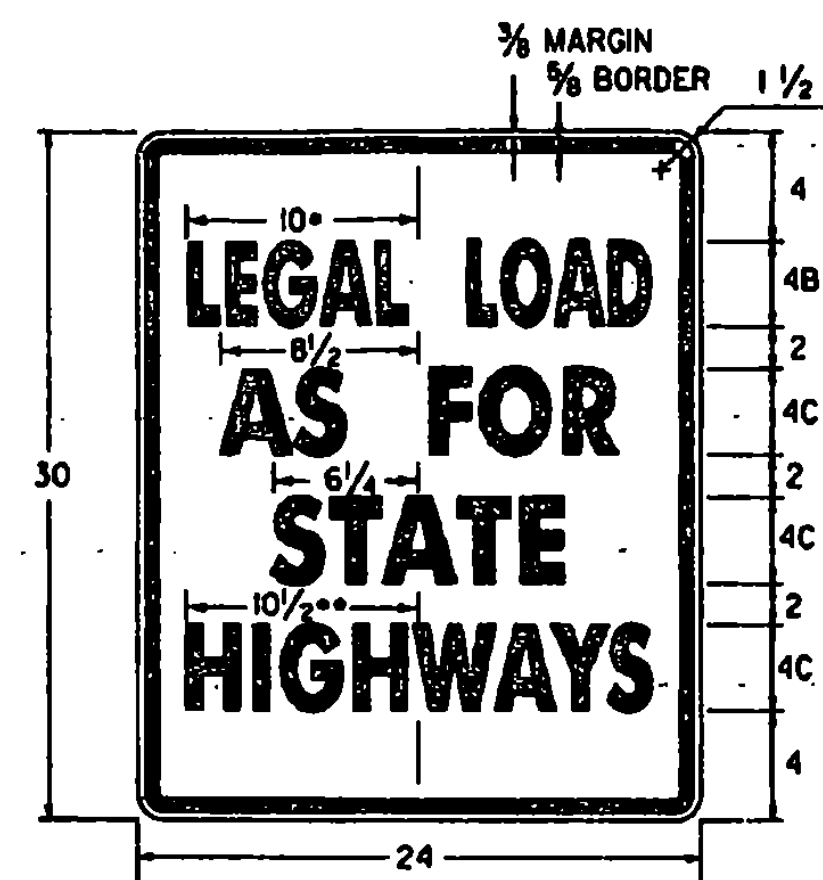


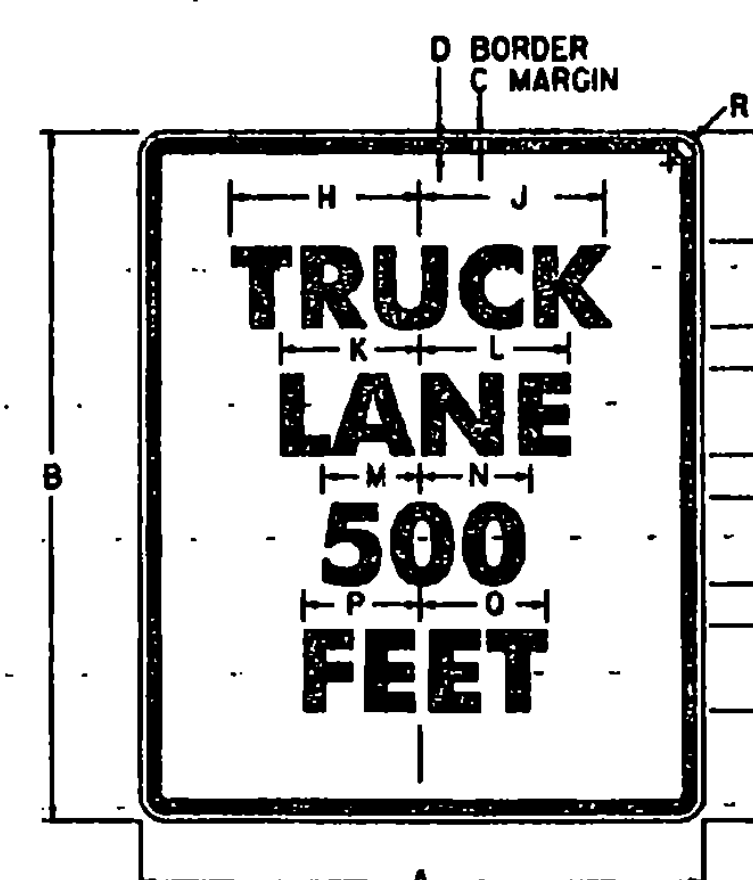
* REDUCE SPACING 50 %
LINE 3 ALTERNATE - 16,000
VR-017



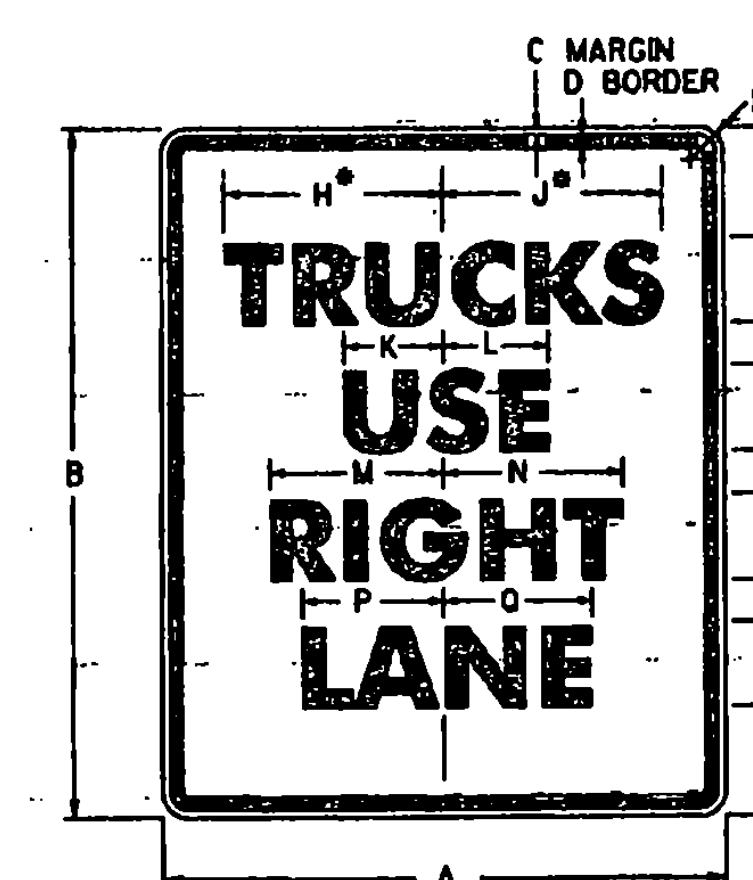
* REDUCE SPACING 50 %
** REDUCE SPACING 38 %
VR-079




* REDUCE SPACING 25 %
R4-3



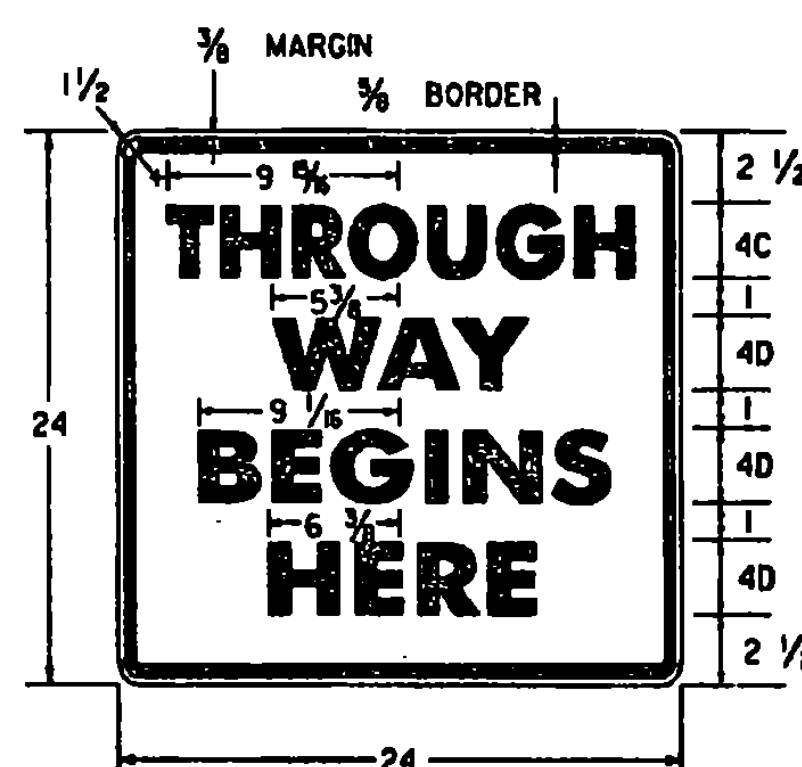
R4-6



* REDUCE SPACING 32 %
R4-5



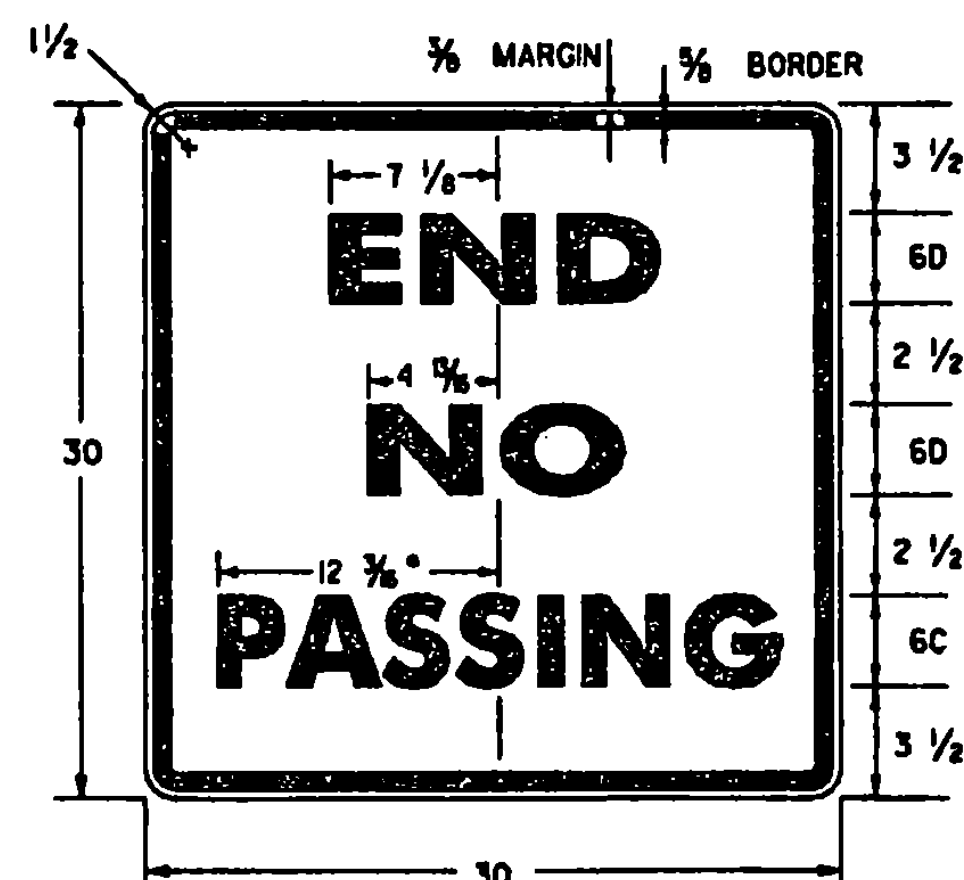
VR-039



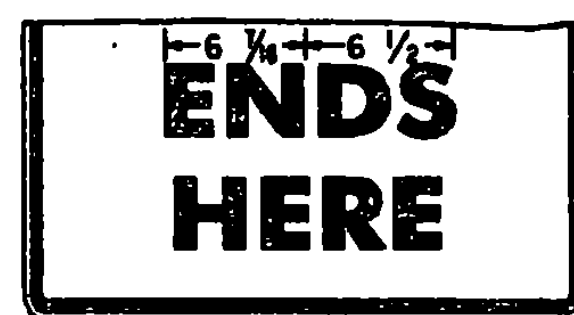
VR-041



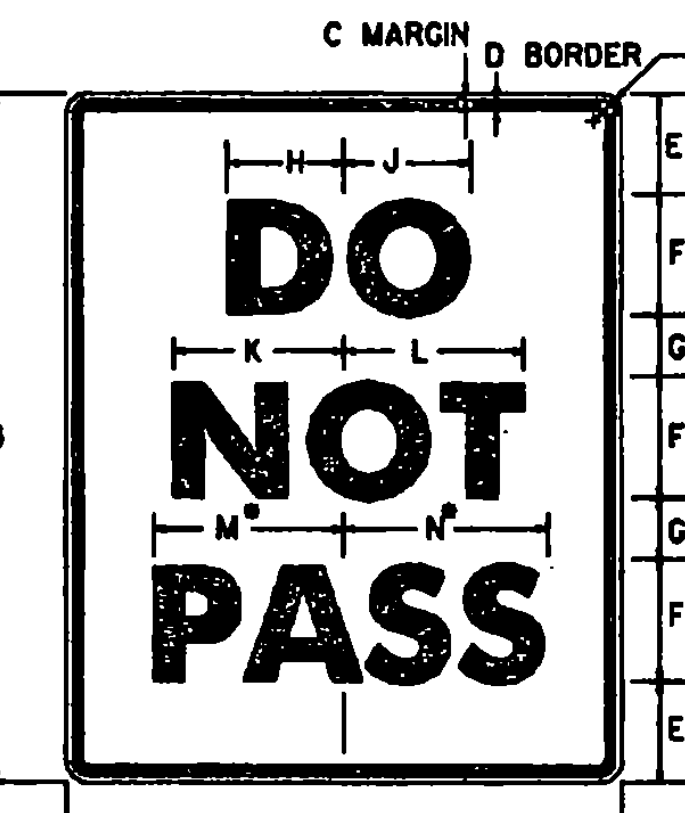
VR-038



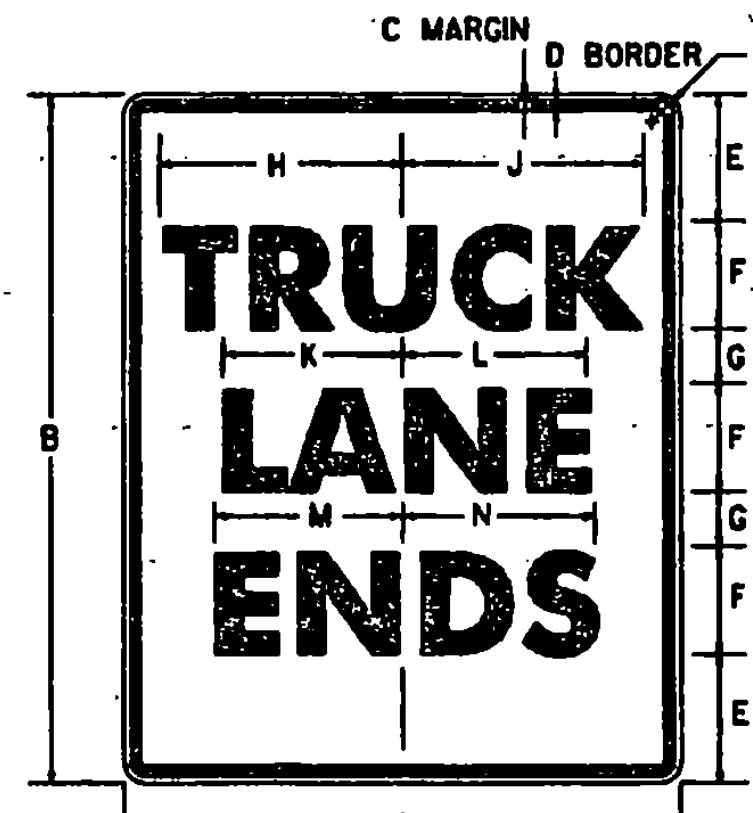
* REDUCE SPACING 50 %
VR-417



VR-040



* REDUCE SPACING 40 %
R4-1



VR-186

SIGN	DIMENSIONS (INCHES)														
	A	B	C	D	E	F	G	H	J	K	L	M	N	P	
STD.	24	30	3/8	3/8	3/8	3/8	4D	2 1/4	9 3/4	10	6	6 3/8	7 1/8	7 5/8	1 1/2
EXPWY.	36	48	3/8	7/8	6	6D	4	14 3/8	15	9	9 3/8	10 1/8	11 3/8	2 1/4	
FWY.	48	60	3/4	1 1/4	7 1/4	8D	4 1/2	19 1/2	20	12	13 3/8	14 1/4	15 1/4	3	

SIGN	DIMENSIONS (INCHES)																
	A	B	C	D	E	F	G	H	J	K	L	M	N	P	Q	R	
STD.	24	30	3/8	3/8	3/8	3/8	4E	2 1/4	9 3/4	9 1/8	7 3/8	7 1/4	5 1/8	5 3/8	6 7/8	7 1/8	1 1/2
EXPWY.	36	48	3/8	7/8	6	6E	4	14 3/4	14 1/2	11 3/8	11 1/2	8 1/2	8 3/4	10 3/8	10 3/8	2 1/4	
FWY.	48	60	3/4	1 1/4	7 1/4	8E	4 1/2	19 3/8	19 3/8	15 3/8	15 3/8	11 3/8	11 3/8	13 3/4	14 1/8	3	

SIGN	DIMENSIONS (INCHES)																
	A	B	C	D	E	F	G	H	J	K	L	M	N	P	O	R	
STD.	24	30	3/8	3/8	3/8	3/8	4D	2 1/4	9 3/4	9 3/8	4 3/4	5	7 1/8	7 5/8	6 1/4	6 5/8	1 1/2
EXPWY.	36	48	3/8	7/8	6	6D	4	14 3/8	13 3/8	7 1/8	7 1/2	10 1/8	11 3/8	9 3/8	9 3/8	2 1/4	
FWY.	48	60	3/4	1 1/4	7 1/4	8D	4 1/2	19 3/8	18 3/8	9 1/2	10	14 1/4	15 1/4	12 1/2	13 1/4	3	

GENERAL:

1. ALL DIMENSIONS IN INCHES.

COLORS:

THE REGULATORY SIGNS SHOWN ON THIS SHEET SHALL HAVE BLACK TEXT ON REFLECTORIZED WHITE BACKGROUND, UNLESS OTHERWISE NOTED. THE COLORS SHALL CONFORM WITH THE COLORS ADOPTED BY THE AMERICAN ASSOCIATION OF STATE HIGHWAY AND TRANSPORTATION OFFICIALS AND APPROVED BY THE DEPARTMENT OF TRANSPORTATION, FEDERAL HIGHWAY ADMINISTRATION.

MATERIALS:

THE SIGN BASE MATERIALS USED FOR REGULATORY SIGNS SHOWN ON THIS SHEET MAY BE ANY OF THE FOLLOWING OF THE MINIMUM THICKNESS NOTED.

24" X 18"	0.080"	0.100"
24" X 24"	1/2"	5/8"
24" X 30"		3/8" X 48"
30" X 30"		48" X 60"
	16 GAGE	14 GAGE

FLAT SHEET ALUMINUM
HIGH DENSITY OVERLAID PLYWOOD
GALVANIZED FLAT SHEET STEEL

THE REFLECTIVE MATERIAL FOR GROUND MOUNTED SIGNS SHALL BE AASHTO TYPE III OR IIII WHITE REFLECTIVE SHEETING APPLIED TO THE ENTIRE BACKGROUND OF THE SIGN. THE TEXT OF THE SIGNS MAY BE LETTERING FILM, SILK SCREENED OR HAND PAINTED. HAND PAINTING MUST BE COMPARABLE IN QUALITY TO THE RESULTS OBTAINED BY SILK SCREENING.

SPECIFICATIONS:

REGULATORY SIGNS SHALL MEET THE VERMONT STANDARD SPECIFICATIONS FOR TRAFFIC SIGNS.

TEXT DESIGN:

LETTERS, DIGITS, ARROWS, SPACING AND TEXT DIMENSIONS SHALL CONFORM WITH THE "STANDARD ALPHABET FOR HIGHWAY SIGNS AND PAVEMENT MARKINGS" AND DESIGNS PRESCRIBED IN THE STANDARD HIGHWAY SIGNS AS SPECIFIED IN THE MANUAL ON UNIFORM TRAFFIC CONTROL DEVICES.

REVISIONS AND CORRECTIONS

OCT. 30, 1987 - DATE OF ORIGINAL ISSUE
SEPT. 20, 1995 - ADDED AND DELETED SIGN DETAIL,
ADDED SIGN ID NUMBERS, MINOR NOTE
REVISIONS.

APPROVED FOR THIS PROJECT
AND/OR DESIGN IMPLEMENTATION.
FHWA FINAL APPROVAL PENDING.

APPROVED

Stephen D. McAllen
DIRECTOR OF ENGINEERING

David A. Ross
TRAFFIC AND SAFETY ENGINEER

**REGULATORY SIGN
DETAILS**

/trcf/std/etdel4.dgn i'etdel4.l

**OTHER STDS.: NONE
REQUIRED**



**STANDARD
E-141**