


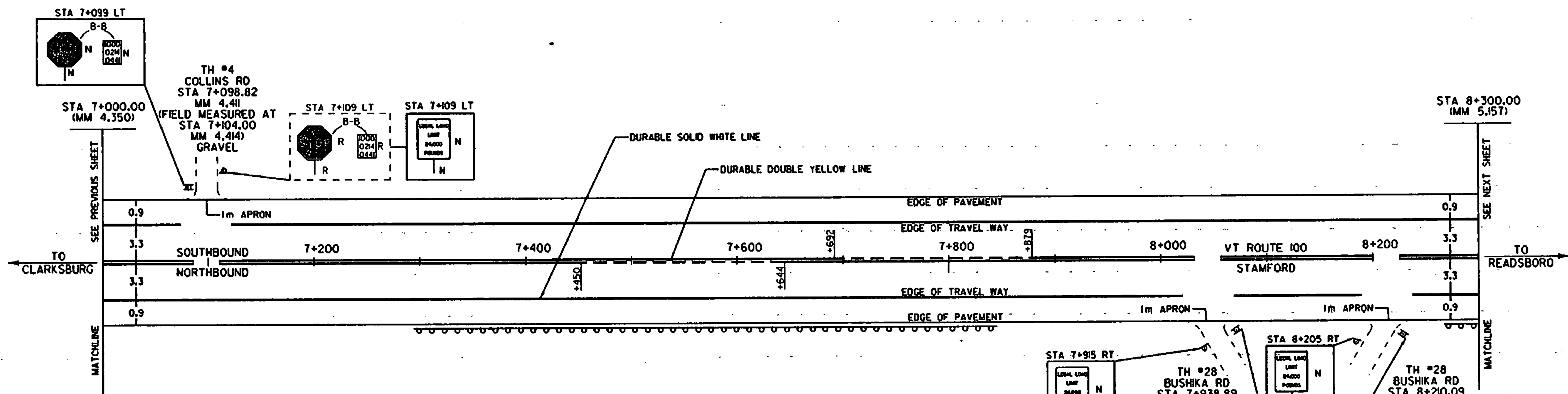
TEMPORARY AND DURABLE 100 mm YELLOW LINE

STA 7+000	TO	7+093	SOLID LT & RT
STA 7+109	TO	7+450	SOLID LT & RT
STA 7+450	TO	7+644	SOLID LT, DASHED RT
STA 7+644	TO	7+692	SOLID LT & RT
STA 7+692	TO	7+879	DASHED LT, SOLID RT
STA 7+879	TO	7+933	SOLID LT & RT
STA 7+945	TO	8+204	SOLID LT & RT
SAT 8+216	TO	8+300	SOLID LT & RT

TEMPORARY AND DURABLE 100 mm WHITE LINE

STA 7+000	TO	7+087	SOLID LT
STA 7+000	TO	7+927	SOLID RT
STA 7+111	TO	8+300	SOLID LT
STA 7+951	TO	8+198	SOLID RT
STA 8+222	TO	8+300	SOLID RT

REMOVING SIGNS
AS SHOWN - 9



STEEL BEAM GUARDRAIL

STA 7+302	TO	7+489	RT
STA 7+645	TO	7+808	RT
STA 8+282	TO	8+300	RT

REMOVAL & DISP. OF GUARDRAIL

STA 7+316	TO	7+643	RT
STA 7+322	TO	7+808	RT

STEEL BEAM GUARDRAIL W/2.5m STEEL POSTS (MODIFIED)

STA 7+489	TO	7+645	RT
-----------	----	-------	----

MODIFIED ECCENTRIC LOADER TERMINAL


STA 7+302	RT
STA 7+808	RT
STA 8+262	RT

LEGEND

- R = REMOVE EXISTING
- N = NEW
- RET = RETAIN
- B-B = BACK TO BACK
- R&S = REMOVE & SALVAGE
- S = SALVAGE
- - - = NEW RAIL
- - - = EXISTING RAIL

NOT TO SCALE

PAVING PROJECT LAYOUT	PROJECT: STAMFORD-READSBORO	PROJECT NO.: STP 9711(1)S.
	DESIGN FILE NAME: L:\pav97\95-c020\p020.dwg	PLOT DATE: 24-MAR-1997
	IPARM FILE NAME: p020.p021	SURVEY DATE: 22-96
	SURVEYED BY: CLB Inc.	DRAWN BY: SMC
	SQUAD LEADER: JAW	SHEET: 12 OF 28



: Sheet Number: