STATE OF VERMONT
AGENCY OF TRANSPORTATION

TRAFFIC SIGN SUMMARY SHEET

Metric

KILOMETER MARKER, STATION, OR SIGN NUMBER	SIGN LEGEND	SIGN DIMENSIONS EA	WIDTH (mm)	HEIGHT (mm)	NEW & SALVAGED SIGNS "A"	"B"	SALV SIGN	SALV TIS	EXIST POST RETAIN	SALVAGE	NO. OF POSTS	NEW SIGN POSTS FLANGED CHANNEL kg/m 1.7	3.0	4.5	SQUARE STEEL (mm) 44 kg/m 3.4	50 3.9	63 5.0	ANCHOR	SLEEVE	TUBULAR ALUMINUM Ø (mm) 75 kg/m 1.9	100 2.5	100 MOD 2.5	FOUNDATION	TUBULAR STEEL Ø (mm) 75 kg/m 11.3	89 13.4	100 16.1	125 21.7	W-SHAPE STEEL FTG. SIZE 600 mm	750 mm	WEIGHT	POST SIZE	SIGN FRAME REQUIRED	REMARKS	SIGN DETAIL DETAIL ON SHEET NUMBER	STD. SHEET NUMBER
												OPTION ITEMS																							
U.S. ROUTE 4 30+278.0, LT		1	900	300	0.27						1			X		X																	BACK-TO-BACK		E-142M
	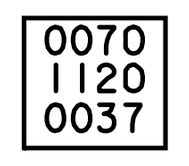	1	150	200	0.03																														E-138M
30+278.0, LT		1	750	375	0.28						1						X																THIS POST IS NOT TO BE OPTIONED.		E-136AM
		1	900	900	0.81																														E-136AM
		1	525	375	0.20																														E-136AM
30+278.0, LT		1	450	450	0.20						1	X			X																				E-150M

FINAL POST LENGTHS ARE TO BE DETERMINED IN THE FIELD. POST SIZES ARE COMPUTED BASED ON INFORMATION FURNISHED ON THE STANDARD SHEETS AND THE TRAFFIC & SAFETY DIVISION'S "SIGN POST DESIGN GUIDELINE."

	FC 1.7	FC 3.0	FC 4.5	SS 44	SS 50	SS 63	ANCHOR	SLEEVE	TA 75	TA 100	TA 100 MOD	TS 75	TS 89	TS 100	TS 125
Units	m	m	m	m	m	m		EA	kg	kg	kg	kg	kg	kg	kg
Subtotal	4.6		4.6	4.6	4.6	0.0/ 4.6									

TOTALS	"A"	"B"	SALV SIGN	SALV TIS	EXIST POST	FLANGED CHANNEL	SQUARE STEEL	TUBULAR ALUMINUM	FOUNDATION	TUBULAR STEEL	FTG. 600	FTG. 750	WEIGHT
Units	m^2	m^2	EA	m^2		m	m	kg	EA	kg	EA	EA	kg
Total	1.79					9.2	9.2/4.6						

PROJECT:	PROJECT NO.:
FAIR HAVEN - RUTLAND	NH 9727(I)S

DESIGN FILE NAME: /pave/96b154/pb154.dgn
IPARM FILE NAME: pb154t17.i
SURVEYED BY: N/A
SQUAD LEADER: T.P.K.
PLOT DATE: 8/98
SURVEY DATE: N/A
DRAWN BY: C.A.K.
SHEET: 92 OF 119