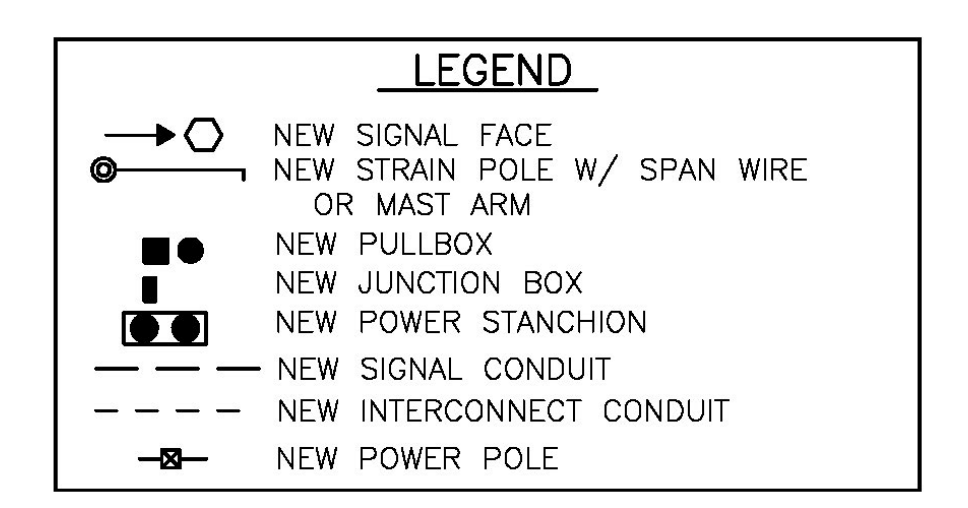
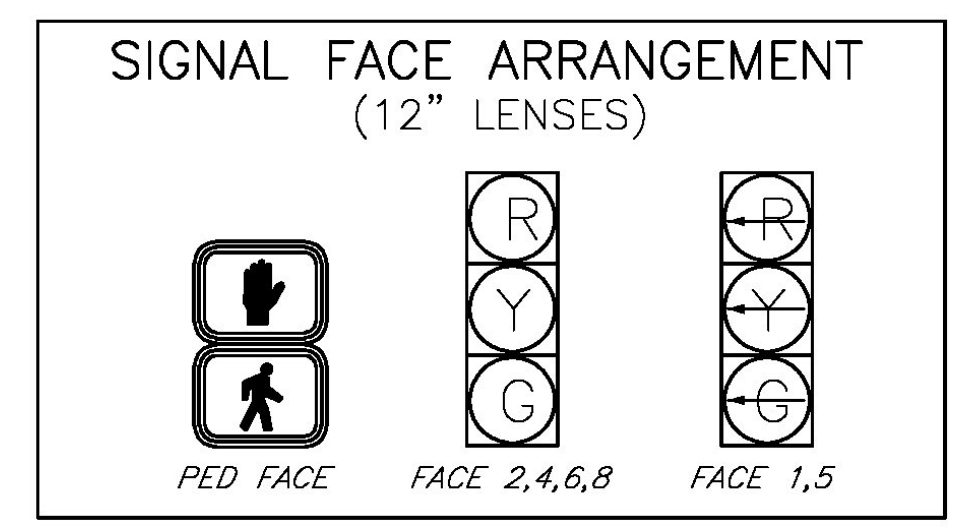


SLEEVE LOCATIONS	
371+55, 51.0' RT.	- 372+18, 47.6' RT.
371+65, 51.9' LT.	- 372+21, 44.2' LT.
372+27, 43.2' RT.	- 372+27, 41.2' LT.

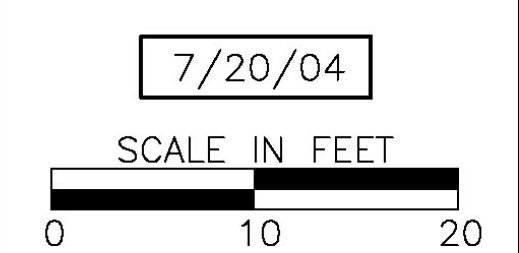
FROM	TO	ITEM 678.20 (MOD.) INTERCONNECT CONDUIT 3"	ITEM 678.21 ELECTRICAL CONDUIT 2"	ITEM 678.23 WIRED CONDUIT		ITEM 678.30 ELECTRICAL CONDUIT SLEEVE		DESCRIPTION
				2"	2 1/2"	8"	12"	
POWER SOURCE	STANCHION				48			SHELBURNE LIGHTING
POWER SOURCE	STANCHION				48			SIGNAL / VAOT LIGHTING - POWER
STANCHION	CONTROLLER			14				SIGNAL - POWER
STANCHION	PB S-19			20				VAOT LIGHTING - POWER
JB I-43	CONTROLLER	77						INTERCONNECT
PB S-19	CONTROLLER			10				SIGNAL
PB S-19	CONTROLLER	10						INTERCONNECT
PB S-19	CONTROLLER			10				LOOP #1, #4, #5, #8 / PRE-EMPTION
CANTILEVER #23	PB S-19			16				VAOT LIGHTING
CANTILEVER #23	PB S-19			16				SIGNAL
CANTILEVER #23	PB S-19			16				PRE-EMPTION
LOOP #8	PB S-19			19				LOOP #8
JB I-42	PB S-18	57						INTERCONNECT
CANTILEVER #21	PB S-18			30				VAOT LIGHTING
CANTILEVER #21	PB S-18			30				SIGNAL
LOOP #1	PB S-18			5				LOOP #1
PB S-18	PB S-19				85		64	SPARE
PB S-18	PB S-19				85			VAOT LIGHTING
PB S-18	PB S-19				85			SIGNAL
PB S-18	PB S-19	85						INTERCONNECT
PB S-18	PB S-19				85			LOOP #1
PB S-19	PB S-20				103		88	SPARE
PB S-19	PB S-20				103			VAOT LIGHTING
PB S-19	PB S-20				103			SIGNAL
PB S-19	PB S-20				103			LOOP #4, #5 / PRE-EMPTION
LOOP #5	PB S-20			15				LOOP #5
PED POLE	PB S-20			18				SIGNAL
CANTILEVER #22	PB S-20			25				VAOT LIGHTING
CANTILEVER #22	PB S-20			25				SIGNAL
PB S-20	PB S-21				66		50	SPARE
PB S-20	PB S-21				66			VAOT LIGHTING
PB S-20	PB S-21				66			SIGNAL
PB S-20	PB S-21				66			LOOP #4 / PRE-EMPTION
LOOP #4	PB S-21			8				LOOP #4
CANTILEVER #20	PB S-21			16				SIGNAL
CANTILEVER #20	PB S-21			16				PRE-EMPTION
LIGHT POLE V6	PB S-21			30				VAOT LIGHTING
TOTAL		229	254	1101	96		202	

INTERCONNECT ITEMS	SIGNAL ITEMS
ITEM 678.26 - JUNCTION BOX	ITEM 678.27 - PULL BOX - DOUBLE
370+85, 44' RT. (I-42)	371+43, 41' RT. (S-18)
373+03, 44' RT. (I-43)	371+61, 52' LT. (S-21)
	372+27, 54' RT. (S-19)
	372+27, 54' LT. (S-20)



RECORD DRAWING REVISIONS		
NO.	DATE	DESCRIPTION
1.	7/24/09	FIELD MARK UPS ADDED TO THE PLANS

NOTE:
SEE SIGNAL DRAWING NOS. 1 & 2 FOR:
TRAFFIC SIGNAL & GENERAL NOTES AND
LIST OF MAJOR EQUIPMENT.



SHELBURNE
SURVEYED BY V.S.C. INC. DATE _____
DRAWN BY E.A.A. INC. DATE _____
TRACED BY E.A.A. INC. DATE _____
PROJECT NH-EGC-019-4(27)
SIGNAL DRAWING NO. 13
SHEET NO. 231 OF 537

DATUM
VERTICAL NGVD 1929
HORIZONTAL NAD 1927

INTERSECTION NO. MS-509 (US 7 - PINE HAVEN SHORES)