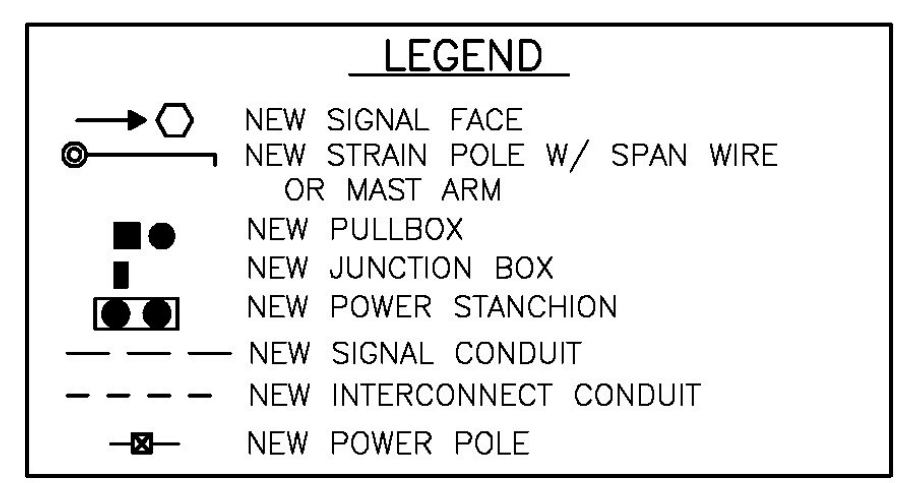
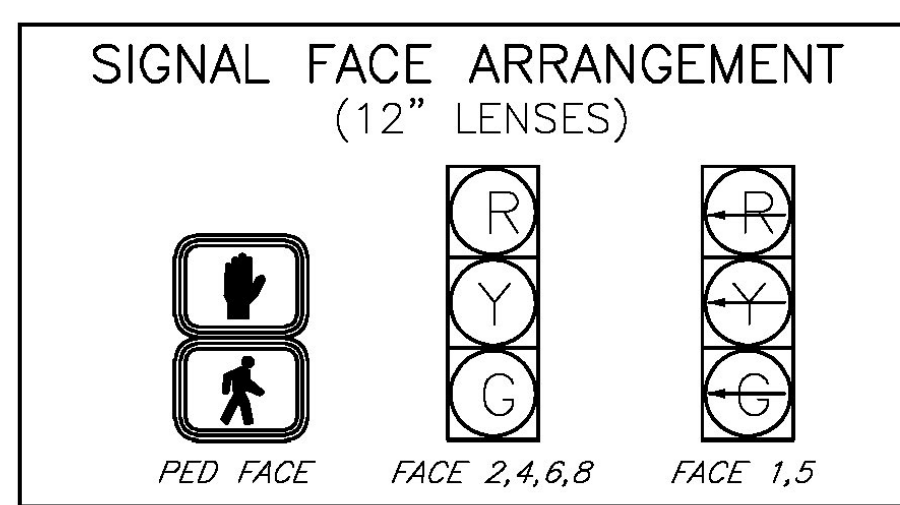
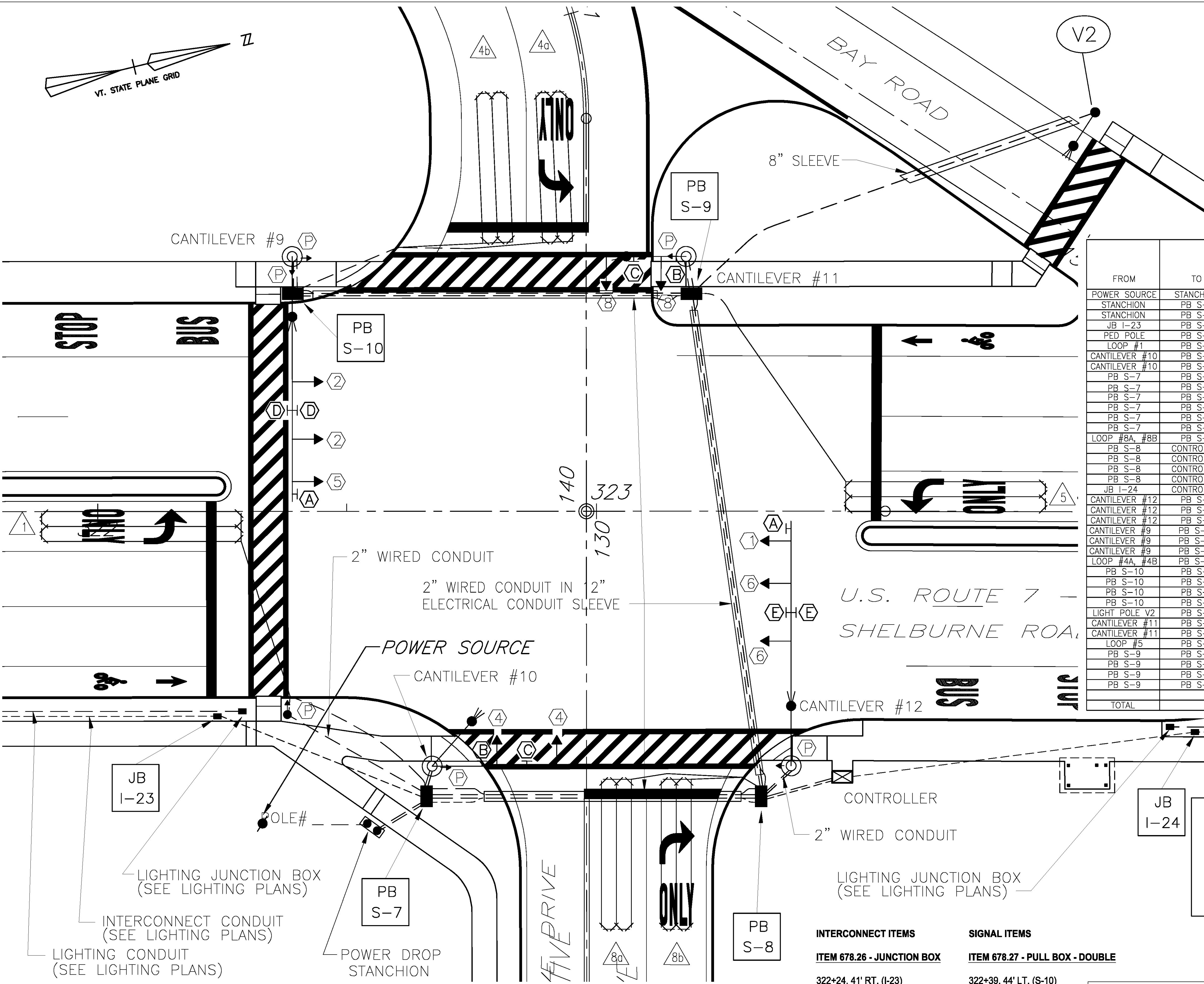


SLEEVE LOCATIONS

| |
|---------------------------------------|
| 322+77, 57.1' RT. - 323+29, 57.1' RT. |
| 323+19, 40.2' LT. - 323+33, 52.8' RT. |
| 322+43, 43.4' LT. - 323+12, 43.4' LT. |
| 323+61, 66.4' LT. - 323+95, 78.5' LT. |

| FROM | TO | ITEM 678.20 (MOD.) INTERCONNECT CONDUIT 3" | ITEM 678.21 ELECTRICAL CONDUIT 2" | ITEM 678.23 WIRED CONDUIT | | ITEM 678.30 ELECTRICAL CONDUIT SLEEVE | | DESCRIPTION |
|----------------|------------|--|-----------------------------------|---------------------------|-----------|---------------------------------------|------------|---|
| | | | | 2" | 2 1/2" | 8" | 12" | |
| POWER SOURCE | STANCHION | | | | 45 | | | SIGNAL / VAOT LIGHTING - POWER |
| STANCHION | PB S-7 | | | 13 | | | | SIGNAL - POWER |
| STANCHION | PB S-7 | | | 13 | | | | VAOT LIGHTING - POWER |
| JB I-23 | PB S-7 | 45 | | | | | | INTERCONNECT |
| PED POLE | PB S-7 | | | 43 | | | | SIGNAL |
| LOOP #1 | PB S-7 | | | 37 | | | | LOOP #1 |
| CANTILEVER #10 | PB S-7 | | | 16 | | | | SIGNAL |
| CANTILEVER #10 | PB S-7 | | | 16 | | | | VAOT LIGHTING |
| PB S-7 | PB S-8 | | 67 | | | | 52 | SPARE |
| PB S-7 | PB S-8 | | 67 | | | | | SIGNAL |
| PB S-7 | PB S-8 | | 67 | | | | | SIGNAL - POWER |
| PB S-7 | PB S-8 | | 67 | | | | | VAOT LIGHTING |
| PB S-7 | PB S-8 | | 67 | | | | | LOOP #1 |
| PB S-7 | PB S-8 | 67 | | | | | | INTERCONNECT |
| LOOP #8A, #8B | PB S-8 | | | 6 | | | | LOOP #8A, #8B |
| PB S-8 | CONTROLLER | | 17 | | | | | SIGNAL - POWER |
| PB S-8 | CONTROLLER | | 17 | | | | | SIGNAL |
| PB S-8 | CONTROLLER | 17 | | | | | | INTERCONNECT |
| PB S-8 | CONTROLLER | | 17 | | | | | LOOP #1, #4A, #4B, #8A, #8B / PRE-EMPTION |
| JB I-24 | CONTROLLER | 71 | | | | | | INTERCONNECT |
| CANTILEVER #12 | PB S-8 | | | 19 | | | | SIGNAL |
| CANTILEVER #12 | PB S-8 | | | 19 | | | | VAOT LIGHTING |
| CANTILEVER #12 | PB S-8 | | | 19 | | | | PRE-EMPTION |
| CANTILEVER #9 | PB S-10 | | | 18 | | | | SIGNAL |
| CANTILEVER #9 | PB S-10 | | | 18 | | | | VAOT LIGHTING |
| CANTILEVER #9 | PB S-10 | | | 18 | | | | PRE-EMPTION |
| LOOP #4A, #4B | PB S-10 | | | 23 | | | | LOOP #4A, #4B |
| PB S-10 | PB S-9 | | 80 | | | | 69 | SPARE |
| PB S-10 | PB S-9 | | 80 | | | | | SIGNAL |
| PB S-10 | PB S-9 | | 80 | | | | | VAOT LIGHTING |
| PB S-10 | PB S-9 | | 80 | | | | | LOOP #4A, #4B / PRE-EMPTION |
| PB S-10 | PB S-9 | | 80 | | | 37 | | VAOT LIGHTING |
| CANTILEVER #11 | PB S-9 | | | 18 | | | | SIGNAL |
| CANTILEVER #11 | PB S-9 | | | 18 | | | | VAOT LIGHTING |
| LOOP #5 | PB S-9 | | | 11 | | | | LOOP #5 |
| PB S-9 | PB S-8 | | 102 | | | | 94 | SPARE |
| PB S-9 | PB S-8 | | 102 | | | | | SIGNAL |
| PB S-9 | PB S-8 | | 102 | | | | | VAOT LIGHTING |
| PB S-9 | PB S-8 | | 102 | | | | | LOOP #4A, #4B, #5 / PRE-EMPTION |
| TOTAL | | 200 | 249 | 1290 | 45 | 37 | 215 | |



RECORD DRAWING REVISIONS

| NO. | DATE | DESCRIPTION |
|-----|---------|-----------------------------------|
| 1. | 7/24/09 | FIELD MARK UPS ADDED TO THE PLANS |

INTERCONNECT ITEMS

ITEM 678.26 - JUNCTION BOX

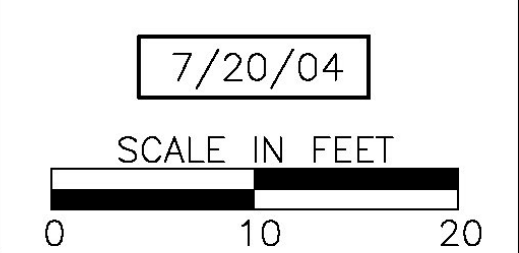
322+24, 41' RT. (I-23)
 324+20, 44' RT. (I-24)
 323+19, 44' LT. (S-9)

SIGNAL ITEMS

ITEM 678.27 - PULL BOX - DOUBLE

322+39, 44' LT. (S-10)
 322+66, 57' RT. (S-7)
 322+49, 44' LT. (S-9)
 323+33, 57' RT. (S-8)

NOTE:
 SEE SIGNAL DRAWING NOS. 1 & 2 FOR:
 TRAFFIC SIGNAL & GENERAL NOTES AND
 LIST OF MAJOR EQUIPMENT.



SHELBURNE

SURVEYED BY V.S.C. INC. DATE _____
 DRAWN BY E.A.A. INC. DATE _____
 TRACED BY E.A.A. INC. DATE _____

PROJECT NH-EGC-019-4(27)
 SIGNAL DRAWING NO. 7
 SHEET NO. 225 OF 537

DATUM
 VERTICAL NGVD 1929
 HORIZONTAL NAD 1927

INTERSECTION NO. MS-508 (US 7 - BAY ROAD)