

**INTERCONNECT ITEMS**

**ITEM 678.26 - JUNCTION BOX**

287+35, 44' RT. (I-9)  
285+55, 44' RT. (I-8A)

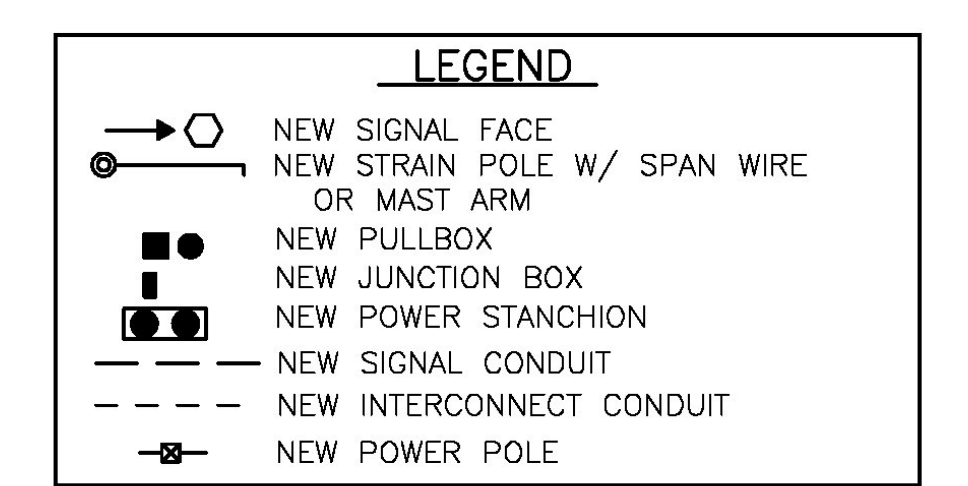
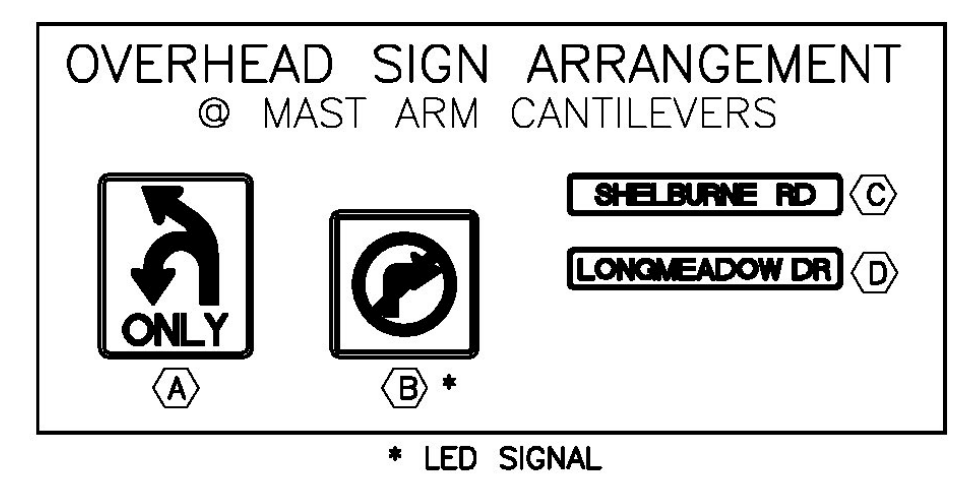
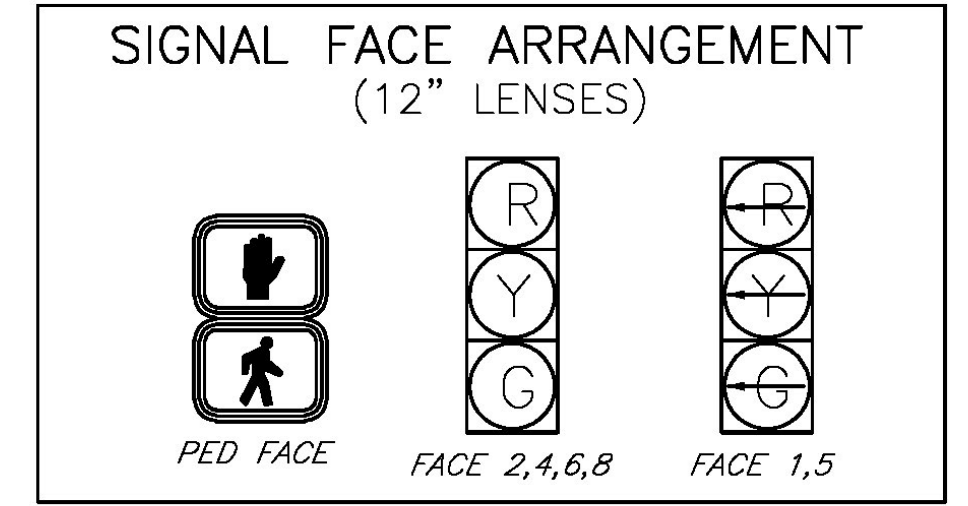
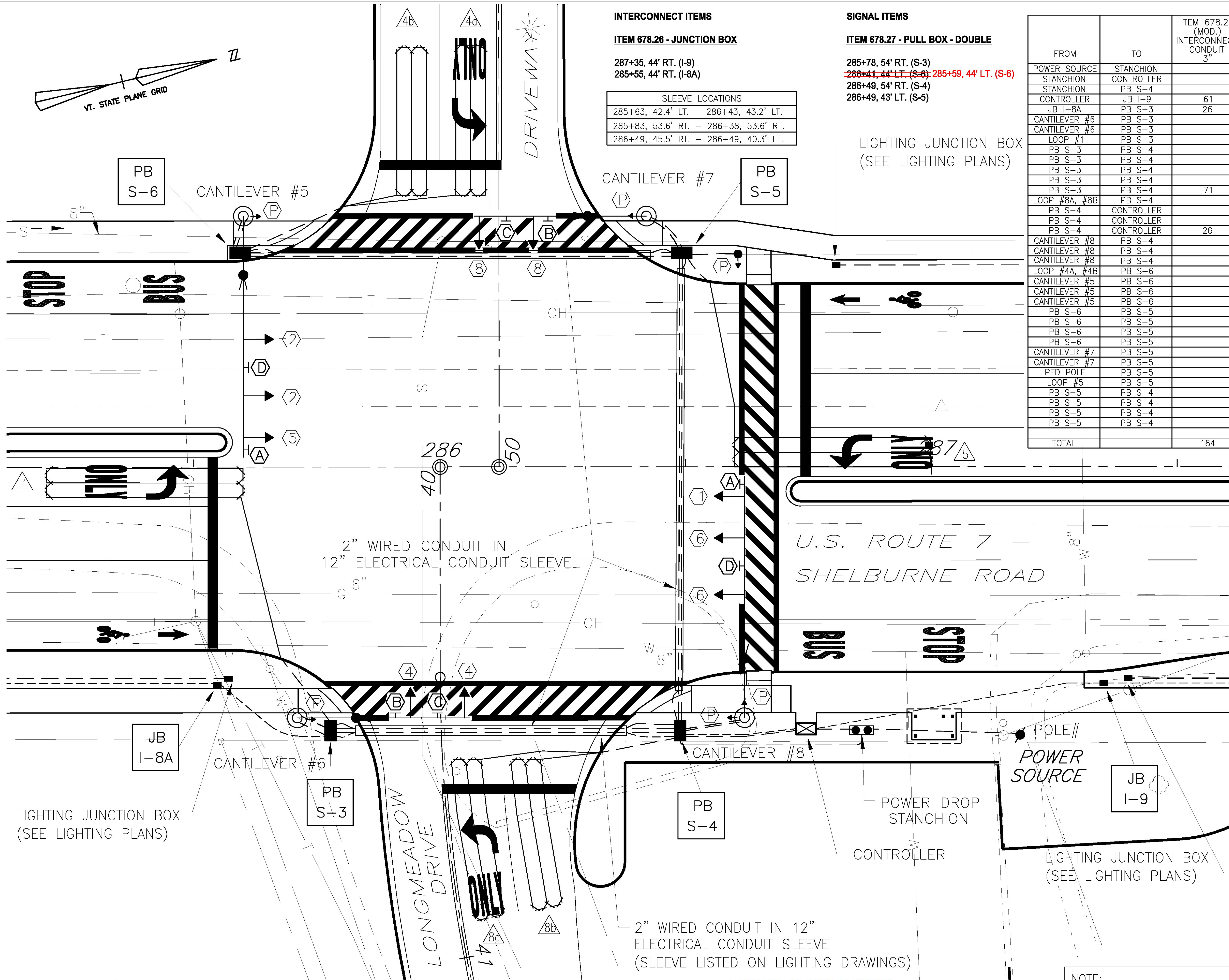
SLEEVE LOCATIONS	
285+63, 42.4' LT.	- 286+43, 43.2' LT.
285+83, 53.6' RT.	- 286+38, 53.6' RT.
286+49, 45.5' RT.	- 286+49, 40.3' LT.

**SIGNAL ITEMS**

**ITEM 678.27 - PULL BOX - DOUBLE**

285+78, 54' RT. (S-3)  
~~286+41, 44' LT. (S-6)~~; 285+59, 44' LT. (S-6)  
286+49, 54' RT. (S-4)  
286+49, 43' LT. (S-5)

FROM	TO	ITEM 678.20 (MOD.) INTERCONNECT CONDUIT 3"	ITEM 678.21 ELECTRICAL CONDUIT 2"	ITEM 678.23 WIRED CONDUIT		ITEM 678.30 ELECTRICAL CONDUIT SLEEVE		DESCRIPTION
				2"	2 1/2"	8"	12"	
POWER SOURCE	STANCHION							SIGNAL / VAOT LIGHTING - POWER
STANCHION	CONTROLLER					11		SIGNAL - POWER
STANCHION	PB S-4					44		VAOT LIGHTING - POWER
CONTROLLER	JB I-9	61						INTERCONNECT
JB I-8A	PB S-3	26						INTERCONNECT
CANTILEVER #6	PB S-3					17		SIGNAL
CANTILEVER #6	PB S-3					17		VAOT LIGHTING
LOOP #1	PB S-3					18		LOOP #1
PB S-3	PB S-4			71				SPARE
PB S-3	PB S-4			71				SIGNAL
PB S-3	PB S-4			71				VAOT LIGHTING
PB S-3	PB S-4			71				LOOP #1
PB S-3	PB S-4	71						INTERCONNECT
LOOP #8A, #8B	PB S-4					17		LOOP #8A, 8B
PB S-4	CONTROLLER					26		SIGNAL
PB S-4	CONTROLLER					26		LOOP #1, #4A, #4B, #5, #8A, #8B / PRE-EMPTION
PB S-4	CONTROLLER	26						INTERCONNECT
CANTILEVER #8	PB S-4					23		SIGNAL
CANTILEVER #8	PB S-4					23		VAOT LIGHTING
CANTILEVER #8	PB S-4					23		PRE-EMPTION
LOOP #4A, #4B	PB S-6					24		LOOP #4A, #4B
CANTILEVER #5	PB S-6					18		SIGNAL
CANTILEVER #5	PB S-6					18		VAOT LIGHTING
CANTILEVER #5	PB S-6					18		PRE-EMPTION
PB S-6	PB S-5			90			79	SPARE
PB S-6	PB S-5					90		SIGNAL
PB S-6	PB S-5					90		VAOT LIGHTING
PB S-6	PB S-5					90		LOOP #4A, #4B / PRE-EMPTION
CANTILEVER #7	PB S-5					22		SIGNAL
CANTILEVER #7	PB S-5					22		VAOT LIGHTING
PED POLE	PB S-5					17		SIGNAL
LOOP #5	PB S-5					9		LOOP #5
PB S-5	PB S-4			98				SPARE
PB S-5	PB S-4					98		VAOT LIGHTING
PB S-5	PB S-4					98		SIGNAL
PB S-5	PB S-4					98		LOOP #4A, #4B, #5 / PRE-EMPTION
TOTAL		184	259	1170	67		220	



SHELburne

SURVEYED BY V.S.C. INC. DATE \_\_\_\_\_  
DRAWN BY E.A.A. INC. DATE \_\_\_\_\_  
TRACED BY E.A.A. INC. DATE \_\_\_\_\_

7/20/04

SCALE IN FEET  
0 10 20

PROJECT NH-EGC-019-4(27)  
SIGNAL DRAWING NO. 5  
SHEET NO. 223 OF 537

DATUM  
VERTICAL NGVD 1929  
HORIZONTAL NAD 1927

**INTERSECTION NO. MS-507 (US 7 - CATAMOUNT/SHELburne LLC)**

**RECORD DRAWING REVISIONS**

NO.	DATE	DESCRIPTION
1.	7/24/09	FIELD MARK UPS ADDED TO THE PLANS

NOTE:  
SEE SIGNAL DRAWING NOS. 1 & 2 FOR:  
TRAFFIC SIGNAL & GENERAL NOTES AND  
LIST OF MAJOR EQUIPMENT.