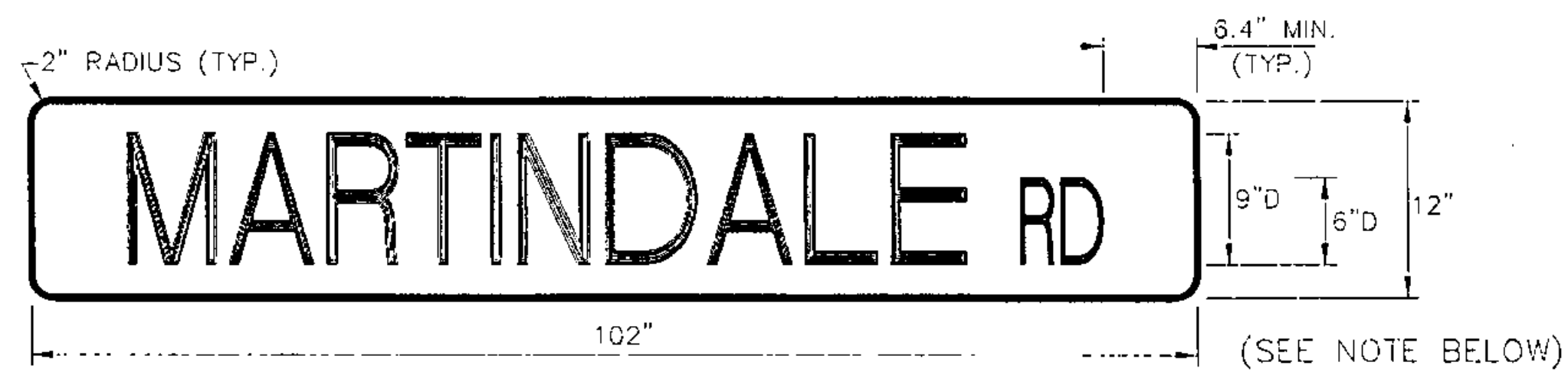
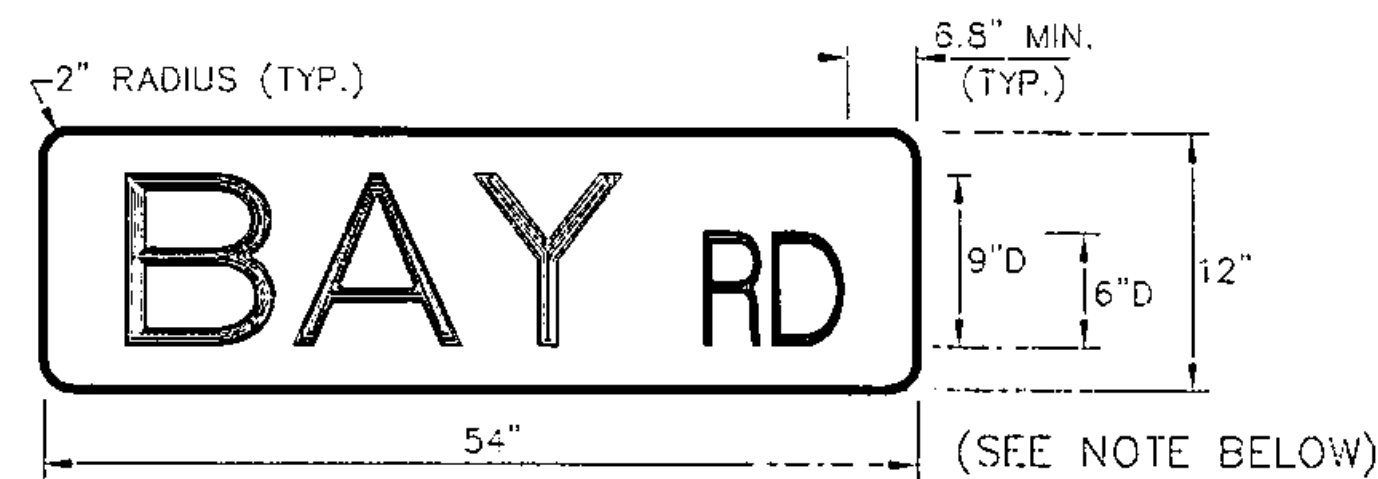
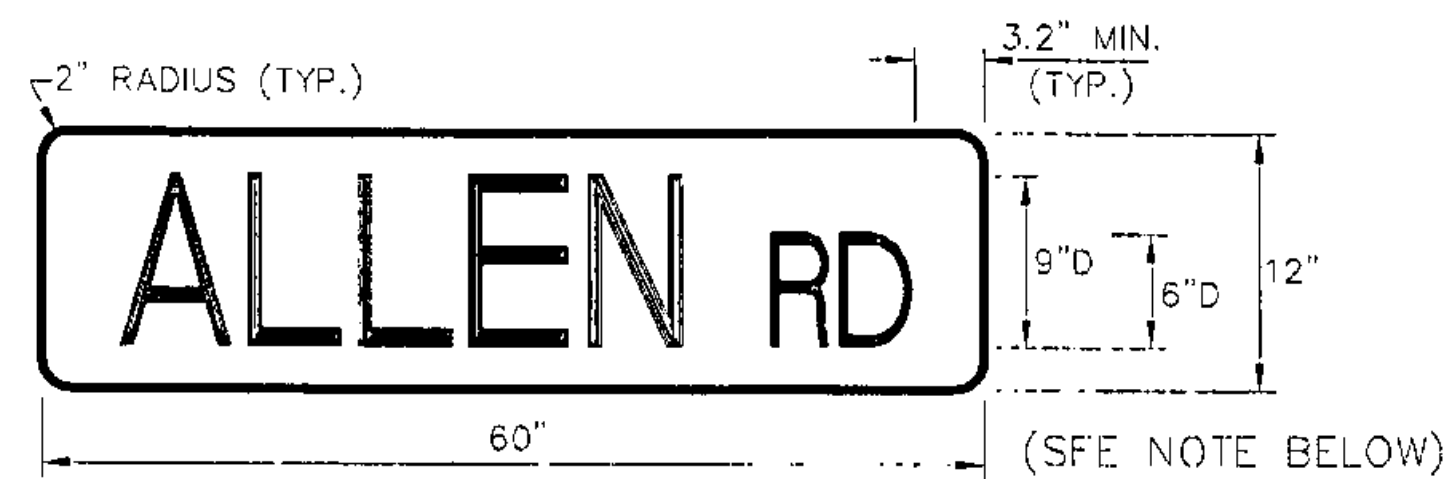


TRAFFIC SIGN DETAILS - CANTILEVER MOUNTED



MATERIALS:

THE SIGN BASE MATERIALS USED FOR THE STREET NAME SIGNS SHOWN ON THIS SHEET MAY BE EITHER OF THE FOLLOWING:

- A - EXTRUDED ALUMINUM BLADES WITH REFLECTIVE SHEETING
- B - FLAT ALUMINUM BLADES WITH REFLECTIVE SHEETING

COLORS:

THE SIGNS SHALL HAVE A REFLECTORIZED WHITE OR SILVER TEXT (STICK ON REFLECTIVE LETTERS) ON A REFLECTORIZED GREEN BACKGROUND. THE COLORS SHALL CONFORM WITH THOSE FOUND IN STANDARD COLOR TOLERANCE CHARTS AS APPROVED BY THE U.S. DEPARTMENT OF TRANSPORTATION, FEDERAL ADMINISTRATION.

LETTERING:

LETTERS AND DIGITS SHALL CONFORM WITH THE STANDARD ALPHABETS FOR HIGHWAY SIGNS PRINTED BY THE FEDERAL HIGHWAY ADMINISTRATION.

SPECIFICATIONS:

THE SIGN SHALL MEET THE VERMONT STATE SPECIFICATIONS FOR "TRAFFIC SIGNS". THE MATERIAL FOR THE BLADES SHALL BE EITHER EXTRUDED ALUMINUM WITH A 0.25 INCH FLANGE THICKNESS AND A 0.090 INCH WEBB (MIN.) OR FLAT SHEET ALUMINUM WITH A MINIMUM THICKNESS OF 0.125 INCH. THE PREFERRED MOUNTING METHOD FOR STREET SIGN IS POST TOP MOUNTING BRACKETS. HARDWARE FOR MOUNTING SIGNS TO POST SHALL BE SUBSIDIARY TO OTHER ITEMS. MOUNTING METHOD WILL BE AS SHOWN ON THE PLANS. MINIMUM VERTICAL CLEARANCE IS 8 FEET TO THE BOTTOM OF THE SIGN. FOR POST TOP MOUNTING, SIGNS SHALL HAVE TEXT ON BOTH SIDES.

DATUM
VERTICAL NGVD 1929
HORIZONTAL NAD 1927

SHELBURNE

SURVEYED BY <u>V.S.C. INC.</u> DATE _____
DRAWN BY <u>E.A.A. INC.</u> DATE _____
TRACED BY <u>E.A.A. INC.</u> DATE _____
PROJECT NH-EGC-019-4(27)
TRAFFIC SIGN DETAIL DRAWING NO. 2
SHEET NO. 214 OF 537

4/13/04