

**GENERAL NOTES:**

SEE LIGHTING DRAWINGS NO's. 1 THROUGH 21 FOR LIGHTING CONDUITS, JUNCTION BOXES, WIRING AND SLEEVES.

SEE LIGHTING DRAWINGS NO's. 1 THROUGH 21 FOR INTERCONNECT CONDUITS, JUNCTION BOXES, WIRING AND SLEEVES

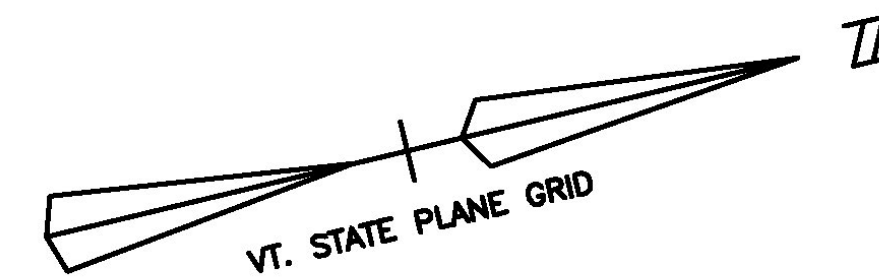
SEE SIGNAL DRAWINGS NO's. 1 THROUGH 14 FOR SIGNAL CONDUITS, PULLBOXES, WIRING, POLES AND SLEEVES.

INTERCONNECTING CABLE SHALL BE PLACED IN 2" PVC SCHEDULE 40 CONDUIT

SEE TYPICAL SECTION DRAWING NO. 7 FOR TYPICAL CONDUIT PLACEMENT DETAIL.

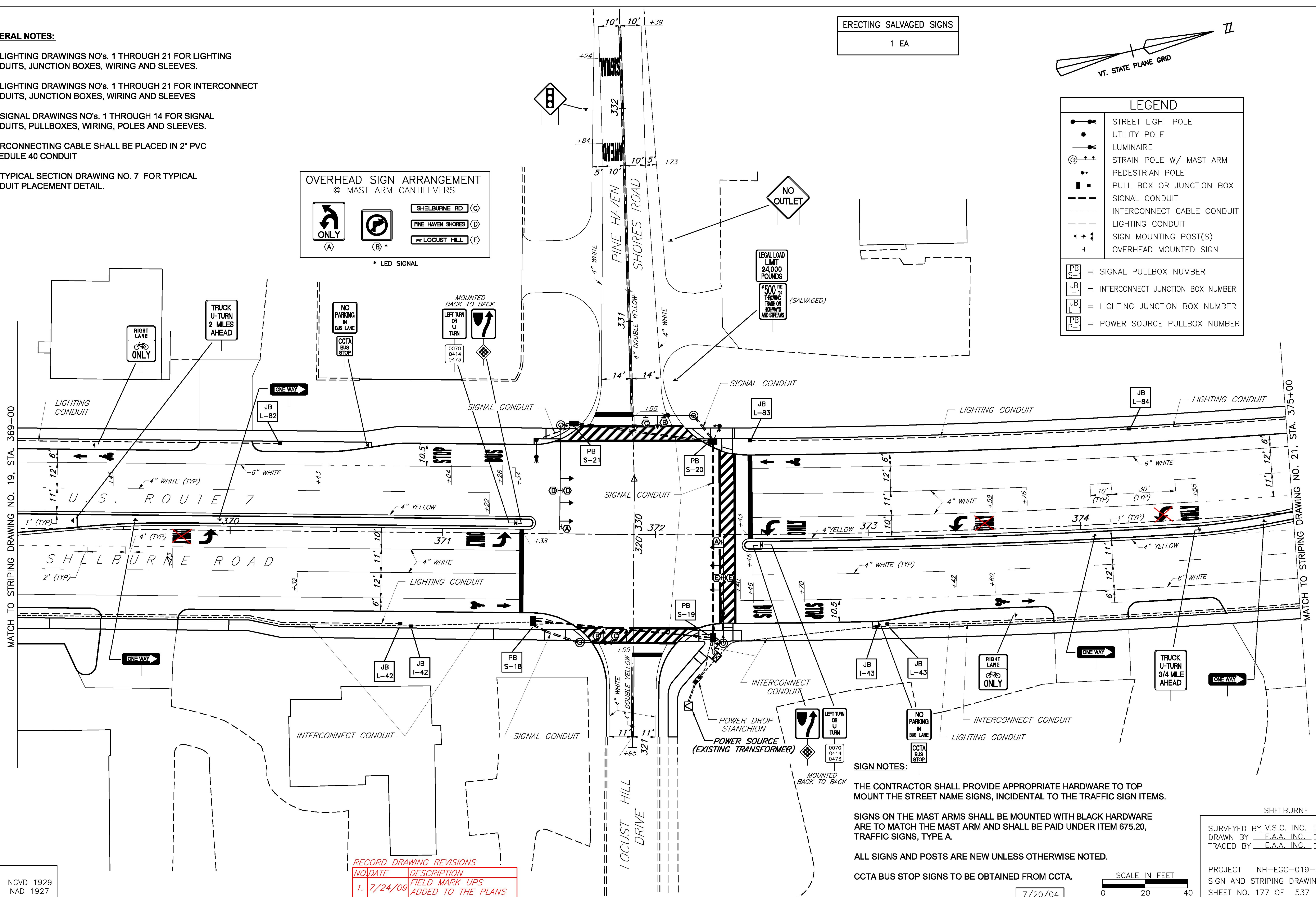
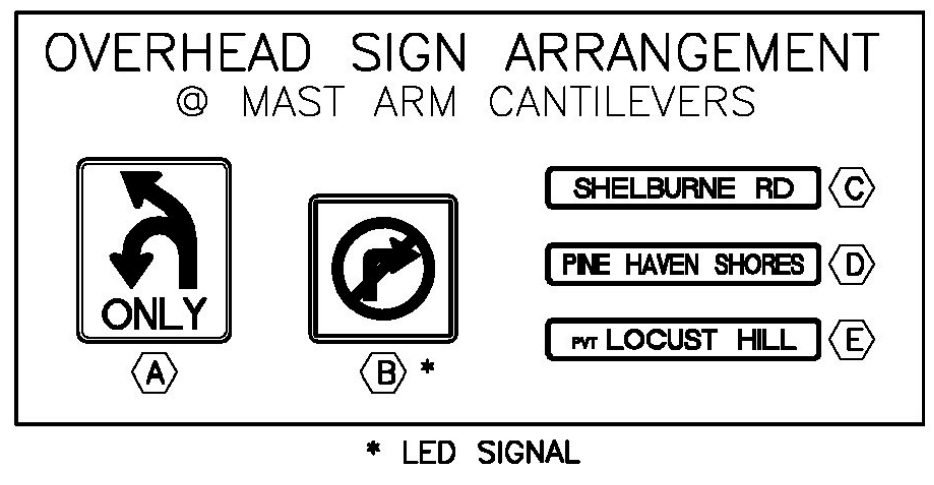
ERECTING SALVAGED SIGNS

1 EA



**LEGEND**

- STREET LIGHT POLE
  - UTILITY POLE
  - LUMINAIRE
  - ⊕ STRAIN POLE W/ MAST ARM
  - PEDESTRIAN POLE
  - PULL BOX OR JUNCTION BOX
  - SIGNAL CONDUIT
  - INTERCONNECT CABLE CONDUIT
  - LIGHTING CONDUIT
  - ⊕ SIGN MOUNTING POST(S)
  - ⊕ OVERHEAD MOUNTED SIGN
- PB S- = SIGNAL PULLBOX NUMBER  
 JB L- = INTERCONNECT JUNCTION BOX NUMBER  
 JB L- = LIGHTING JUNCTION BOX NUMBER  
 PB P- = POWER SOURCE PULLBOX NUMBER



MATCH TO STRIPING DRAWING NO. 19, STA. 369+00

MATCH TO STRIPING DRAWING NO. 21, STA. 375+00

**RECORD DRAWING REVISIONS**

NO	DATE	DESCRIPTION
1.	7/24/09	FIELD MARK UPS ADDED TO THE PLANS

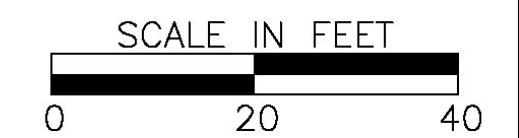
**SIGN NOTES:**

THE CONTRACTOR SHALL PROVIDE APPROPRIATE HARDWARE TO TOP MOUNT THE STREET NAME SIGNS, INCIDENTAL TO THE TRAFFIC SIGN ITEMS.

SIGNS ON THE MAST ARMS SHALL BE MOUNTED WITH BLACK HARDWARE ARE TO MATCH THE MAST ARM AND SHALL BE PAID UNDER ITEM 675.20, TRAFFIC SIGNS, TYPE A.

ALL SIGNS AND POSTS ARE NEW UNLESS OTHERWISE NOTED.

CCTA BUS STOP SIGNS TO BE OBTAINED FROM CCTA.



DATUM  
 VERTICAL NGVD 1929  
 HORIZONTAL NAD 1927

SHELBURNE

SURVEYED BY V.S.C. INC. DATE \_\_\_\_\_  
 DRAWN BY E.A.A. INC. DATE \_\_\_\_\_  
 TRACED BY E.A.A. INC. DATE \_\_\_\_\_

PROJECT NH-EGC-019-4(27)  
 SIGN AND STRIPING DRAWING NO. 20  
 SHEET NO. 177 OF 537

7/20/04