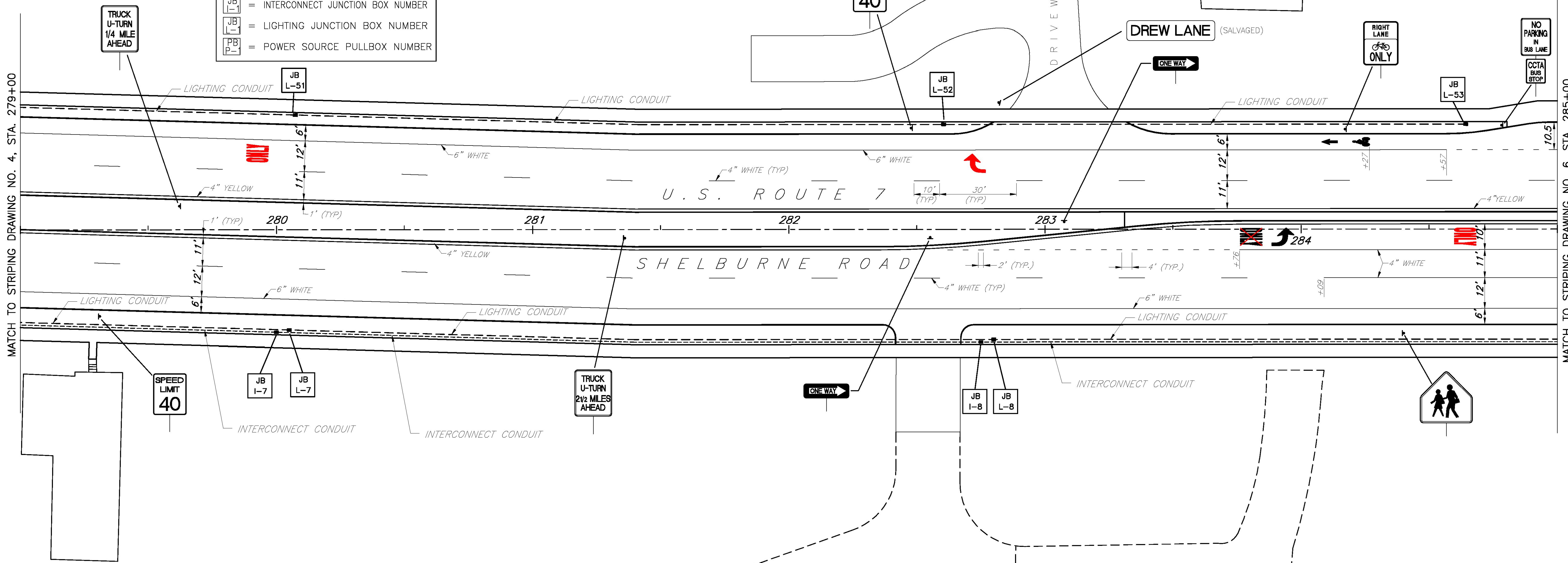
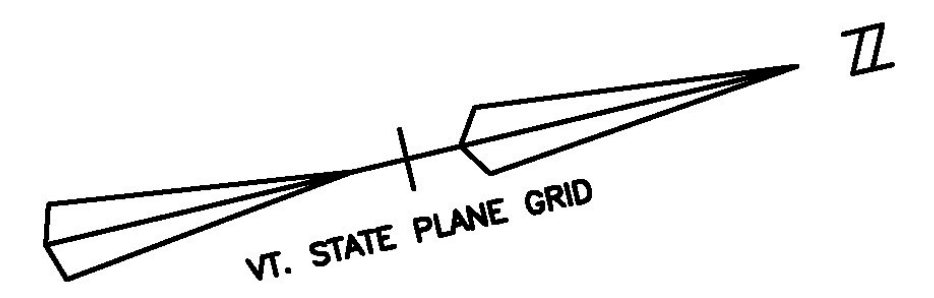


LEGEND	
	STREET LIGHT POLE
	UTILITY POLE
	LUMINAIRE
	STRAIN POLE W/ MAST ARM
	PEDESTRIAN POLE
	PULL BOX OR JUNCTION BOX
	SIGNAL CONDUIT
	INTERCONNECT CABLE CONDUIT
	LIGHTING CONDUIT
	SIGN MOUNTING POST(S)
	OVERHEAD MOUNTED SIGN
	= SIGNAL PULLBOX NUMBER
	= INTERCONNECT JUNCTION BOX NUMBER
	= LIGHTING JUNCTION BOX NUMBER
	= POWER SOURCE PULLBOX NUMBER

ERECTING SALVAGED SIGNS  
1 EA



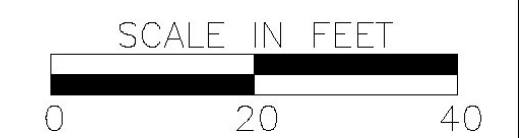
**GENERAL NOTES:**

- SEE LIGHTING DRAWINGS NO's. 1 THROUGH 21 FOR LIGHTING CONDUITS, JUNCTION BOXES, WIRING AND SLEEVES.
- SEE LIGHTING DRAWINGS NO's. 1 THROUGH 21 FOR INTERCONNECT CONDUITS, JUNCTION BOXES, WIRING AND SLEEVES
- SEE SIGNAL DRAWINGS NO's. 1 THROUGH 14 FOR SIGNAL CONDUITS, PULLBOXES, WIRING, POLES AND SLEEVES.
- INTERCONNECTING CABLE SHALL BE PLACED IN 2" PVC SCHEDULE 40 CONDUIT
- SEE TYPICAL SECTION DRAWING NO. 7 FOR TYPICAL CONDUIT PLACEMENT DETAIL.

**SIGN NOTES:**

- THE CONTRACTOR SHALL PROVIDE APPROPRIATE HARDWARE TO TOP MOUNT THE STREET NAME SIGNS, INCIDENTAL TO THE TRAFFIC SIGN ITEMS.
- SIGNS ON THE MAST ARMS SHALL BE MOUNTED WITH BLACK HARDWARE ARE TO MATCH THE MAST ARM AND SHALL BE PAID UNDER ITEM 675.20, TRAFFIC SIGNS, TYPE A.
- ALL SIGNS AND POSTS ARE NEW UNLESS OTHERWISE NOTED.
- CCTA BUS STOP SIGNS TO BE OBTAINED FROM CCTA.

RECORD DRAWING REVISIONS		
NO	DATE	DESCRIPTION
1.	7/24/09	FIELD MARK UPS ADDED TO THE PLANS



DATUM  
VERTICAL NGVD 1929  
HORIZONTAL NAD 1927

7/20/04

SHELBURNE

SURVEYED BY V.S.C. INC. DATE \_\_\_\_\_  
 DRAWN BY E.A.A. INC. DATE \_\_\_\_\_  
 TRACED BY E.A.A. INC. DATE \_\_\_\_\_

PROJECT NH-EGC-019-4(27)  
 SIGN AND STRIPING DRAWING NO. 5  
 SHEET NO. 162 OF 537