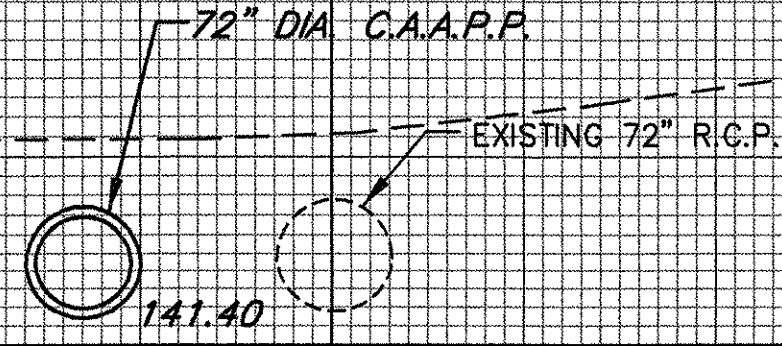
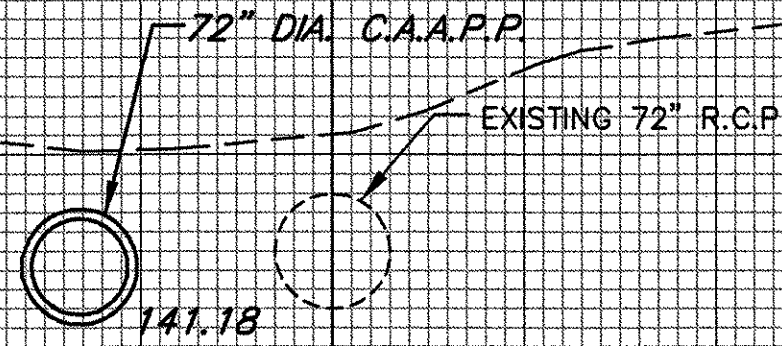


DATUM ELEV. = 140.0



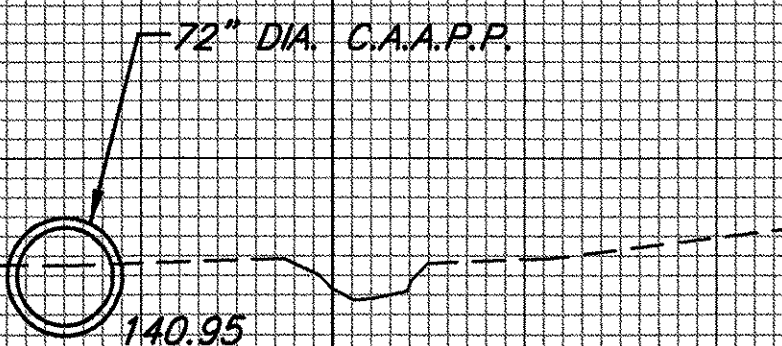
10+20

DATUM ELEV. = 140.0



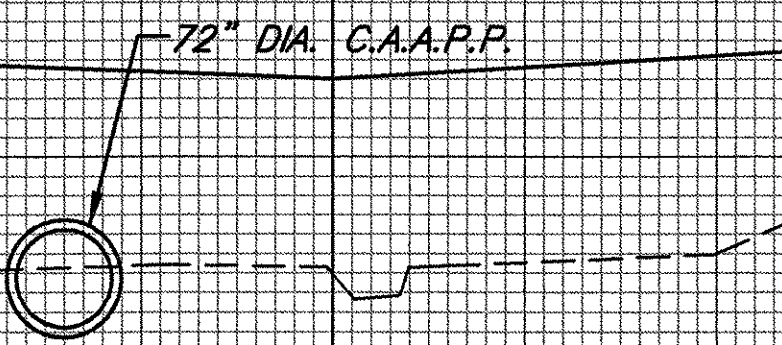
10+10

DATUM ELEV. = 140.0

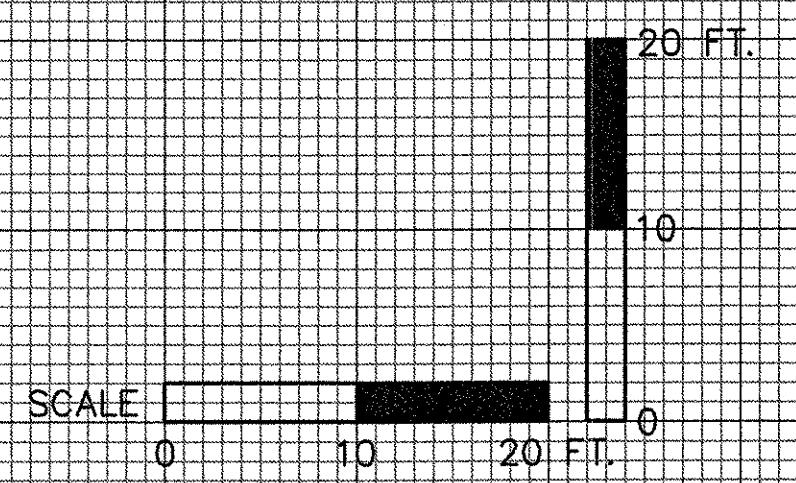


10+00

DATUM ELEV. = 140.0



9+90



**BARTLETT BROOK CULVERT X-SECTIONS**  
LOOKING UPSTREAM  
SHELburnE - SOUTH BURLINGTON  
STA. 9+90 TO STA. 10+20  
SURVEYED BY V.S.C. INC. DATE \_\_\_\_\_  
DRAWN BY E.A.A. INC. DATE \_\_\_\_\_  
TRACED BY E.A.A. INC. DATE \_\_\_\_\_  
PROJECT F-EGC-019-4(28)  
CROSS-SECTION DWG. NO. PC3  
SHEET 238 OF 283