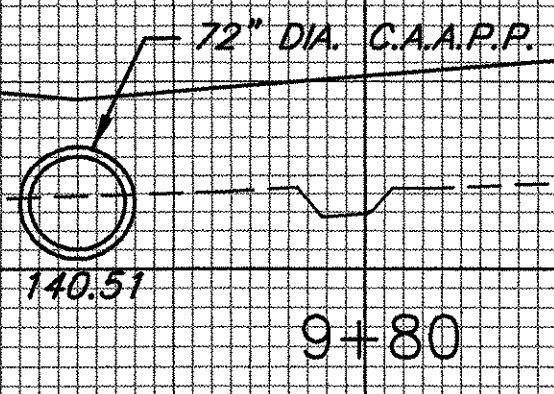
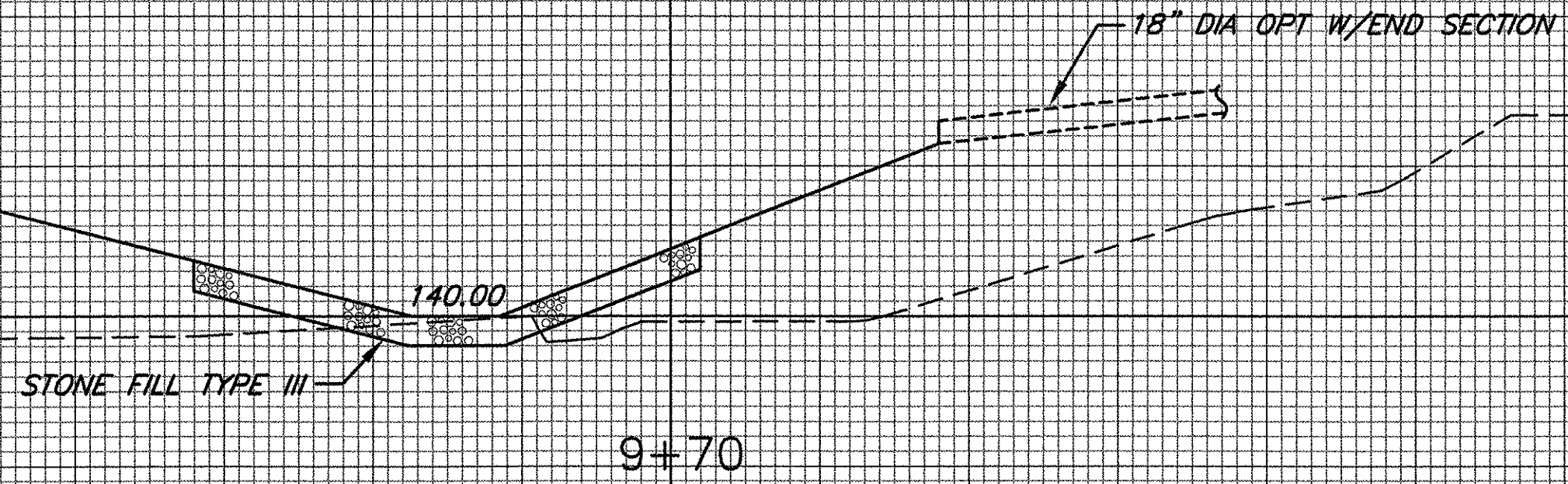



DATUM ELEV. = 140.0



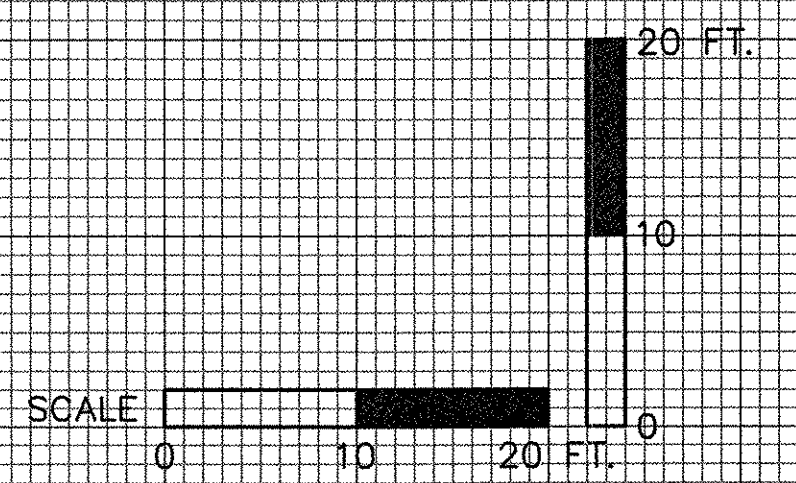
DATUM ELEV. = 140.0



DATUM ELEV. = 140.0



DATUM ELEV. = 140.0



ERDMAN ANTHONY
CONSULTING ENGINEERS
Rochester, New York Comp Hill, Pennsylvania
Boston, Massachusetts

130 120 110 100 90 80 70 60 50 40 30 20 10 0 10 20 30 40 50 60 70 80 90 100 110 120

BARTLETT BROOK CULVERT X-SECTIONS
LOOKING UPSTREAM
SHELburnE - SOUTH BURLINGTON
STA. 8+95 TO STA. 9+80
SURVEYED BY V.S.C. INC. DATE _____
DRAWN BY E.A.A. INC. DATE _____
TRACED BY E.A.A. INC. DATE _____
PROJECT F-EGC-019-4(28)
CROSS-SECTION DWG. NO. PC2
SHEET 237 OF 283