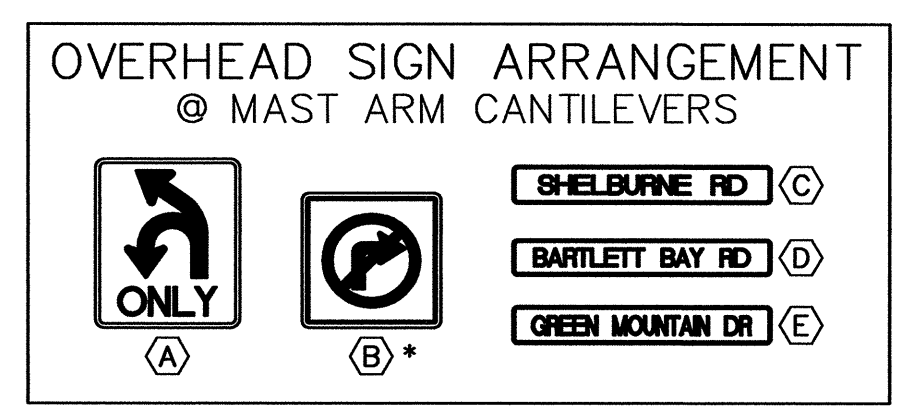


SLEEVE LOCATIONS

405+47, 33.2' RT. - 405+47, 50.4' LT.
405+64, 46.5' RT. - 406+19, 46.5' RT.
405+64, 62.0' LT. - 406+17, 66.1' LT.

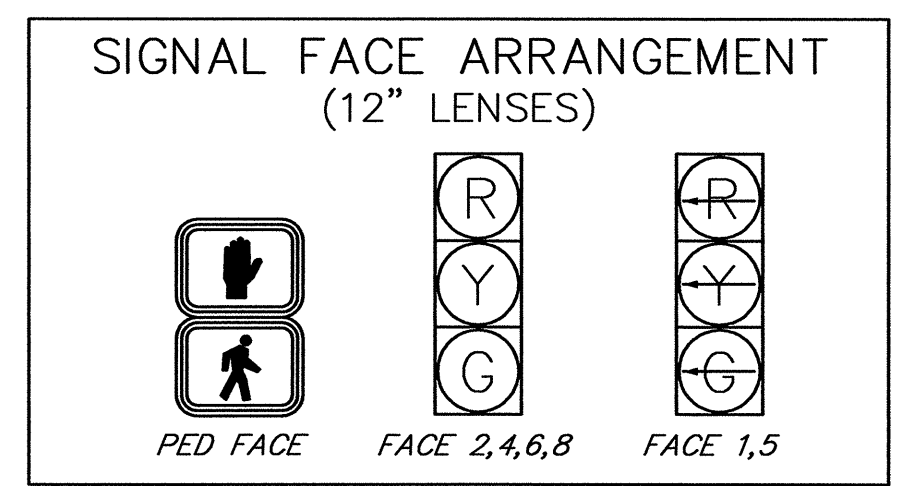
SIGNAL ITEMS

- ITEM 678.26 - JUNCTION BOX**
 406+21, 66' LT (S-14A)
- ITEM 678.27 - PULLBOX - DOUBLE**
 405+47, 46' RT (S-13)
 405+51, 64' LT (S-13B)
 406+28, 46' RT (S-14)

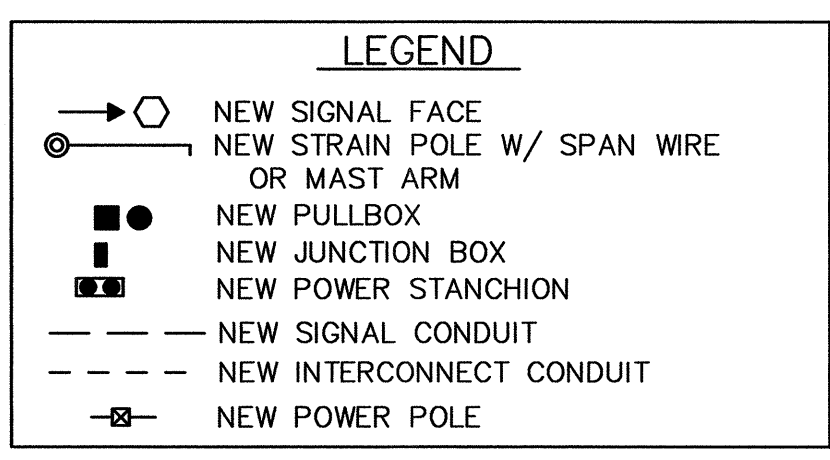


LIGHTING ITEMS

- ITEM 678.26 - JUNCTION BOX**
 405+41, 37' RT (L-37)
 406+27, 64' LT (L-38)
 406+46, 45' RT (L-39)
- ITEM 678.26 (MOD.) - JUNCTION BOX**
 405+42, 55' LT (L-36)



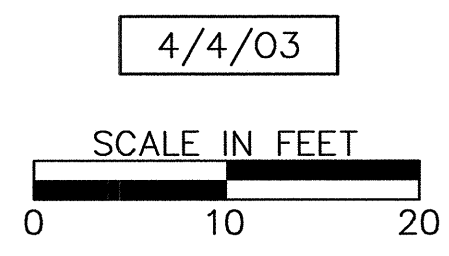
FROM	TO	ITEM 678.20 (MOD.) INTERCONNECT CONDUIT	ITEM 678.21 ELECTRICAL CONDUIT	ITEM 678.23 WIRE CONDUIT		ITEM 678.30 ELECTRICAL CONDUIT SLEEVE		DESCRIPTION
				2"	2 1/2"	8"	12"	
POWER SOURCE	STANCHION			45				SIGNAL / VAOT LIGHTING - POWER
POWER SOURCE	STANCHION			45				SOUTH BURLINGTON LIGHTING
STANCHION	JB S-14A		10					SIGNAL - POWER
STANCHION	JB S-14A		10					VAOT LIGHTING - POWER
STANCHION	JB L-38		10					SOUTH BURLINGTON LIGHTING
LOOP #5	JB S-14A		33					LOOP #5
PED POLE	JB S-14A		26					SIGNAL
JB L-38	JB L-36		88					SOUTH BURLINGTON LIGHTING
JB S-14A	PB S-13A		70					LOOP #5
JB S-14A	PB S-13A		70				53	SIGNAL - POWER
JB S-14A	PB S-13A	70						SPARE
JB S-14A	PB S-13A		70					SIGNAL
JB S-14A	PB S-13A		70					VAOT LIGHTING
CANTILEVER #11	PB S-13A		17					SIGNAL
CANTILEVER #11	PB S-13A		17					VAOT LIGHTING
CANTILEVER #9	PB S-13A		27					PRE-EMPTION
CANTILEVER #9	PB S-13A		27					SIGNAL
LOOP #4A & 4B	PB S-13A		30					LOOP #4A & 4B
LIGHT POLE V3	PB S-13A		29					SIGNAL
LIGHT POLE V3	PB S-13A		29					VAOT LIGHTING
JB L-36	JB L-37		98					SOUTH BURLINGTON LIGHTING
PB S-13A	PB S-13		112					LOOP #4A, 4B & 5 / PRE-EMPTION
PB S-13A	PB S-13		112				84	SIGNAL - POWER
PB S-13A	PB S-13	100						SPARE
PB S-13A	PB S-13		112					SIGNAL
PB S-13A	PB S-13		112					VAOT LIGHTING
JB I-38	PB S-13	48						INTERCONNECT
PED POLE	PB S-13		23					SIGNAL
LOOP #1	PB S-13		31					LOOP #1
CANTILEVER #10	PB S-13		14					SIGNAL
CANTILEVER #10	PB S-13		14					SPARE
LIGHT POLE V4	PB S-13		22					VAOT LIGHTING
JB L-37	JB L-39		99					SOUTH BURLINGTON LIGHTING
PB S-13	PB S-14	82						INTERCONNECT
PB S-13	PB S-14		82					LOOP #1, 4A, 4B & 5 / PRE-EMPTION
PB S-13	PB S-14		82					SIGNAL - POWER
PB S-13	PB S-14	82					56	SPARE
PB S-13	PB S-14		82					SIGNAL
PB S-13	PB S-14		82					VAOT LIGHTING
CANTILEVER #12	PB S-14		13					PRE-EMPTION
CANTILEVER #12	PB S-14		13					VAOT LIGHTING
CANTILEVER #12	PB S-14		13					SIGNAL
PB S-14	CONTROLLER	18						INTERCONNECT
PB S-14	CONTROLLER		18					LOOPS / PRE-EMPTION
PB S-14	CONTROLLER		18					SIGNAL - POWER
PB S-14	CONTROLLER		18					SIGNAL
LOOP #8A & #8B	CONTROLLER		31					LOOP #8A & #8B
CONTROLLER	JB I-39	68						INTERCONNECT
TOTAL		216	266	1820	90		193	



AS-BUILT REVISIONS

NO.	DATE	DESCRIPTION
1.	3/7/06	SIGNAL ARRANGEMENT & SLEEVES ADDED

NOTE:
 SEE SIGNAL DRAWING NOS. 1 & 2 FOR:
 TRAFFIC SIGNAL & GENERAL NOTES AND
 LIST OF MAJOR EQUIPMENT.



SHELburne - SOUTH BURLINGTON

SURVEYED BY V.S.C. INC. DATE _____
 DRAWN BY E.A.A. INC. DATE _____
 TRACED BY E.A.A. INC. DATE _____

REVISED SIGNAL DESIGN
 PROJECT NH-EGC-019-4(28)
 SIGNAL DRAWING NO. 5
 SHEET NO. 130A OF 283

DATUM VERTICAL NGVD 1929 HORIZONTAL NAD 1927

INTERSECTION NO. MS-516 (US 7 - BARTLETT BAY ROAD)