

FROM	TO	ITEM 678.20 (MOD.) INTERCONNECT CONDUIT	ITEM 678.21 ELECTRICAL CONDUIT	ITEM 678.23 CONDUIT		ITEM 678.30 ELECTRICAL CONDUIT SLEEVE		DESCRIPTION
				2"	2 1/2"	8"	12"	
CANTILEVER #5	PB S-11							SIGNAL
JB I-32	PB S-11	30						INTERCONNECT
LOOP #1	PB S-11			23				LOOP #1
LIGHT POLE V2	PB S-11			29				VAOT LIGHTING
JB L-33	JB L-34			82				SOUTH BURLINGTON LIGHTING
PB S-11	PB S-12			60				LOOP #1
PB S-11	PB S-12			60				VAOT LIGHTING
PB S-11	CONTROLLER	76						INTERCONNECT
PB S-11	PB S-12			60				SIGNAL
PB S-11	PB S-12			60				SPARE
LOOP #8	PB S-12					42		LOOP #8
LOOP #4	CANTILEVER #6			8				LOOP #4
CANTILEVER #6	PB S-12A			21				LOOP #4 / PRE-EMPTION
CANTILEVER #6	PB S-12A			70				VAOT LIGHTING
CANTILEVER #6	PB S-12A			70				SIGNAL
LOOP #5	PB S-12A			18				LOOP #5
CANTILEVER #7	PB S-12A		13					SPARE
CANTILEVER #7	PB S-12A			13				SIGNAL
JB L-35	JB L-34			100				SOUTH BURLINGTON LIGHTING
PB S-12A	PB S-12			102				LOOP #4 & #5 / PRE-EMPTION
PB S-12A	PB S-12			102				VAOT LIGHTING
PB S-12A	PB S-12			102				SIGNAL
PB S-12A	PB S-12			102				SPARE
CANTILEVER #8	PB S-12					84		PRE-EMPTION
CANTILEVER #8	PB S-12			19				SIGNAL
CANTILEVER #8	PB S-12			19				VAOT LIGHTING
PB S-12	CONTROLLER			18				LOOP #1, #4, #5 & #8 / PRE-EMPTION
PB S-12	CONTROLLER			18				SIGNAL
STANCHION	JB L-34			30				SOUTH BURLINGTON LIGHTING
STANCHION	PB S-12			26				VAOT LIGHTING
JB I-33	CONTROLLER	82						INTERCONNECT
STANCHION	CONTROLLER			20				SIGNAL
POWER SOURCE	STANCHION					61		SOUTH BURLINGTON LIGHTING
POWER SOURCE	STANCHION					61		SIGNAL / VAOT LIGHTING
TOTAL		188	175	1175	122			163

LIGHTING ITEMS

ITEM 678.26 - JUNCTION BOX

389+82, 36' RT (L-33)
390+55, 46' LT (L-35)

ITEM 678.26 (MOD.) - JUNCTION BOX

390+61, 41' RT (L-34)

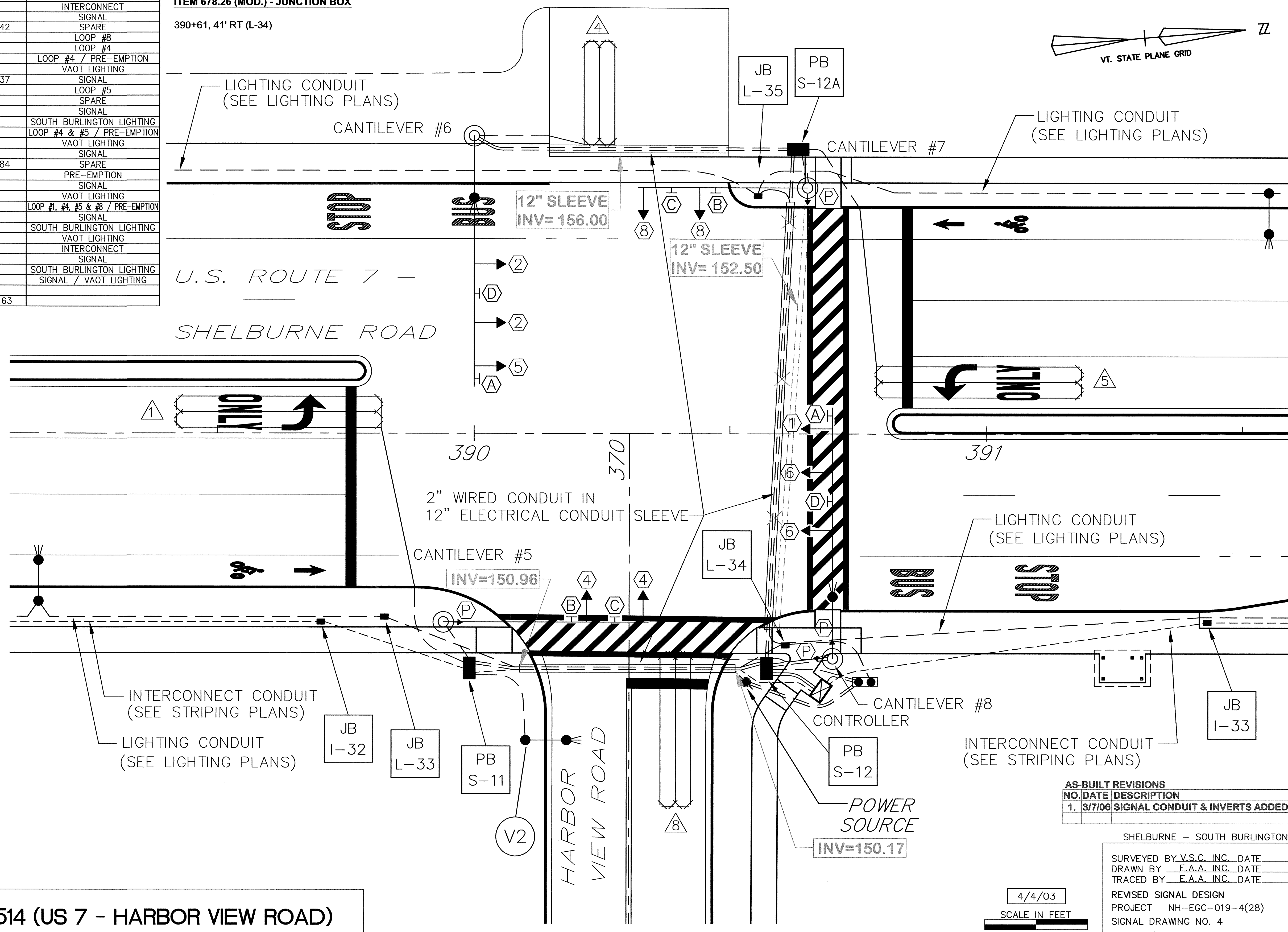
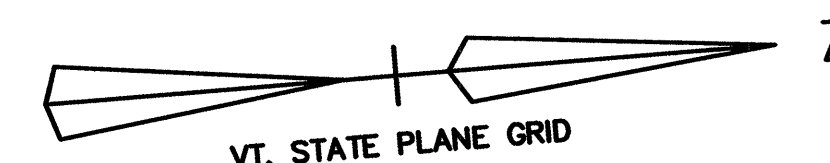
SIGNAL ITEMS

ITEM 678.27 - PULLBOX - DOUBLE

389+99, 46' RT (S-11)
390+57, 46' RT (S-12)
390+65, 55' LT (S-12A)


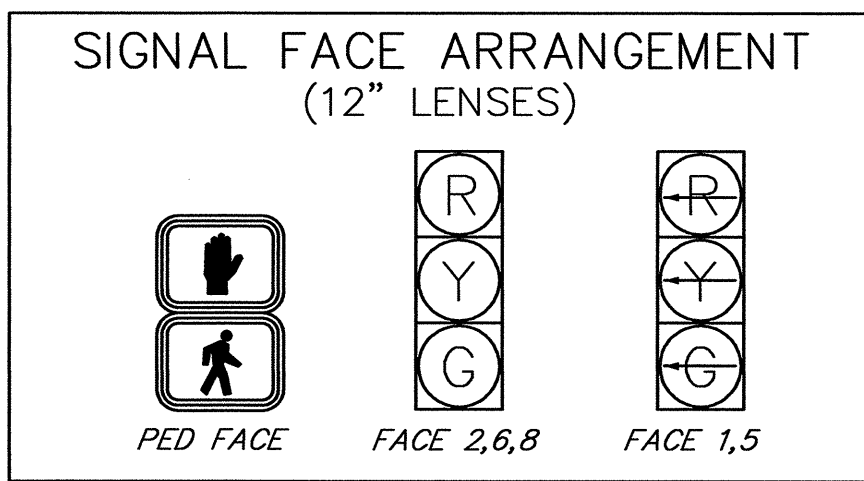
SLEEVE LOCATIONS	
390+09, 45.1' RT. - 390+51, 45.1' RT.	
390+57, 38.3' RT. - 390+62, 45.2' LT.	
37.0' RT	390+65

NOTE:
SEE SIGNAL DRAWING NOS. 1 & 2 FOR:
TRAFFIC SIGNAL & GENERAL NOTES AND
LIST OF MAJOR EQUIPMENT.



LEGEND

- ○ NEW SIGNAL FACE
- ○ NEW STRAIN POLE W/ SPAN WIRE OR MAST ARM
- NEW PULLBOX
- NEW JUNCTION BOX
- NEW POWER STANCHION
- - - NEW SIGNAL CONDUIT
- - - NEW INTERCONNECT CONDUIT
- ⊕ NEW POWER POLE




AS-BUILT REVISIONS

NO.	DATE	DESCRIPTION
1.	3/7/06	SIGNAL CONDUIT & INVERTS ADDED

SHELBURNE - SOUTH BURLINGTON

SURVEYED BY V.S.C. INC. DATE _____
DRAWN BY E.A.A. INC. DATE _____
TRACED BY E.A.A. INC. DATE _____
REVISED SIGNAL DESIGN
PROJECT NH-EGC-019-4(28)
SIGNAL DRAWING NO. 4
SHEET NO. 129A OF 283



DATUM VERTICAL NGVD 1929 HORIZONTAL NAD 1927
INTERSECTION NO. MS-514 (US 7 - HARBOR VIEW ROAD)