
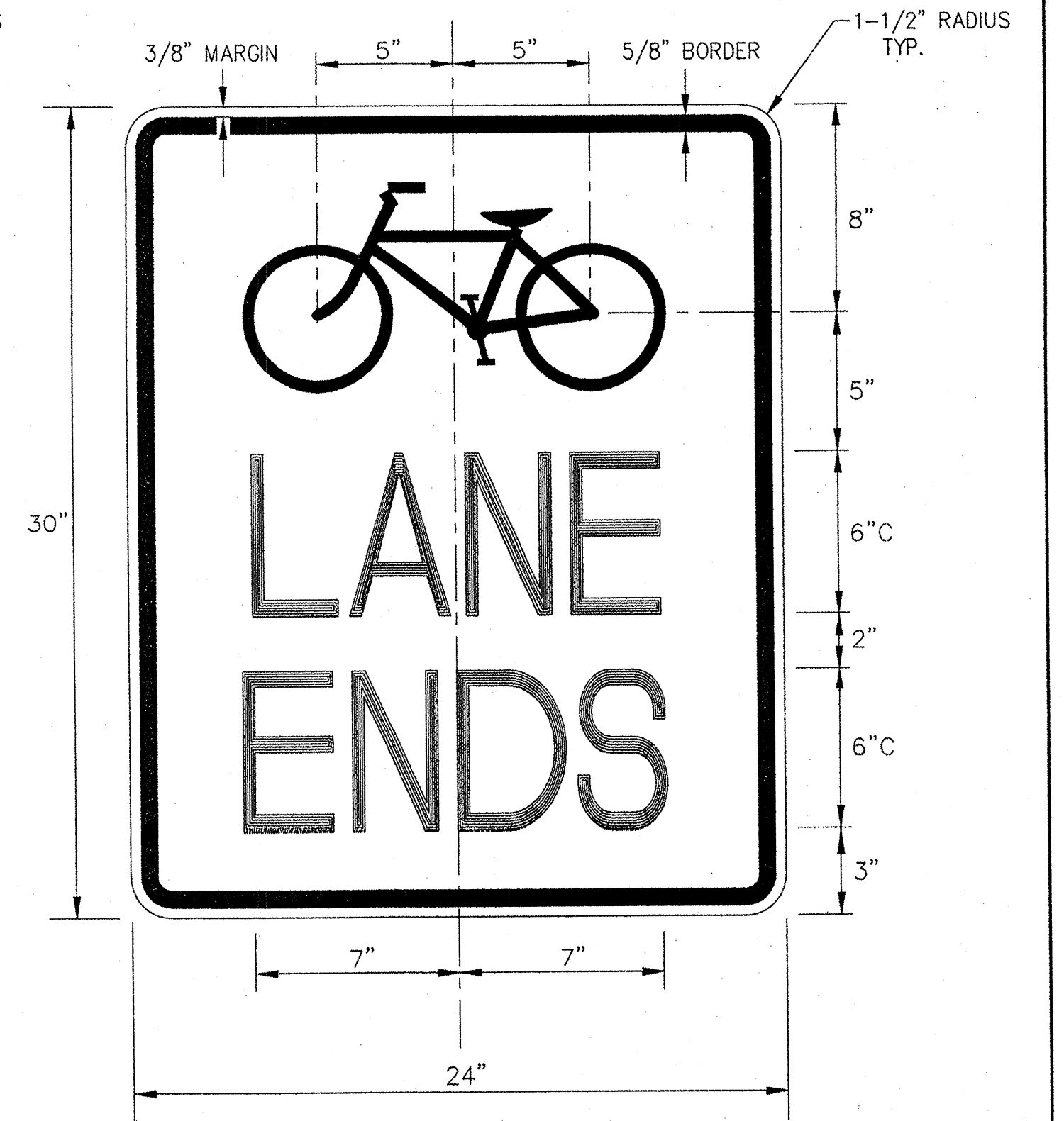

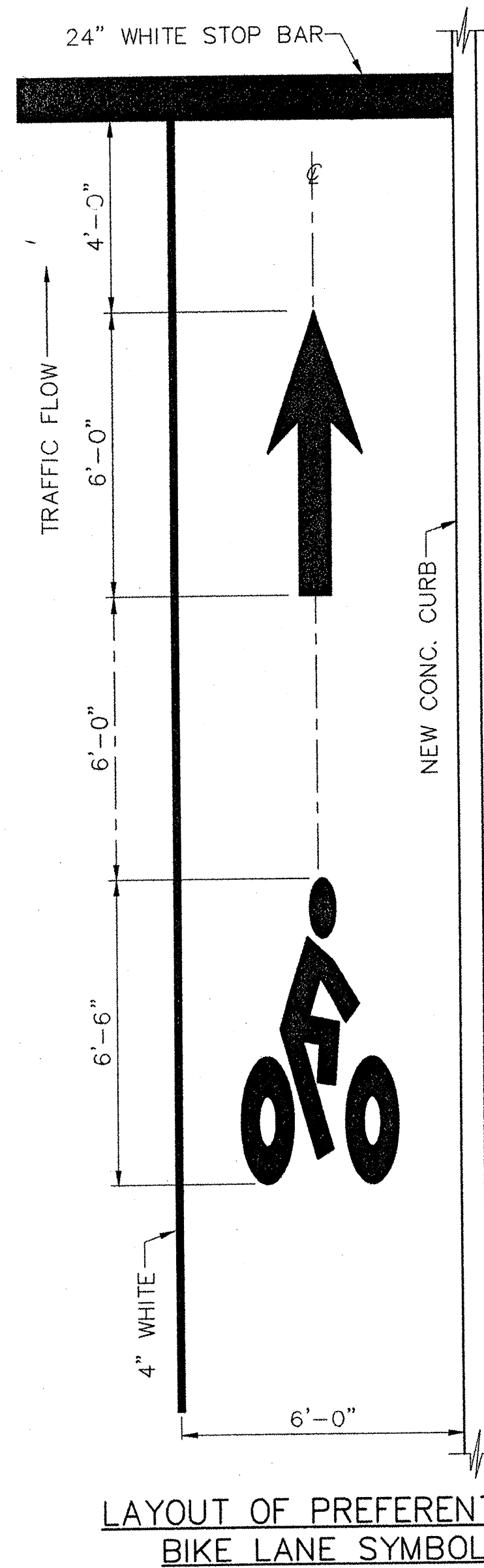
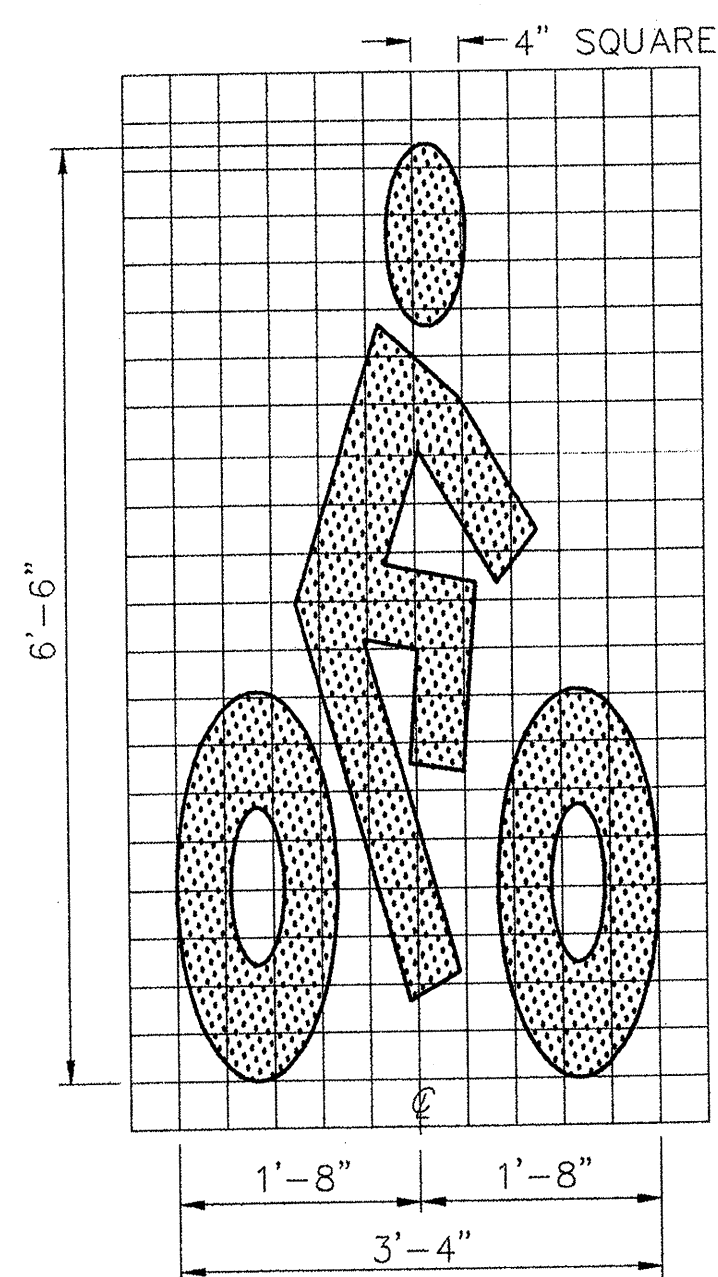
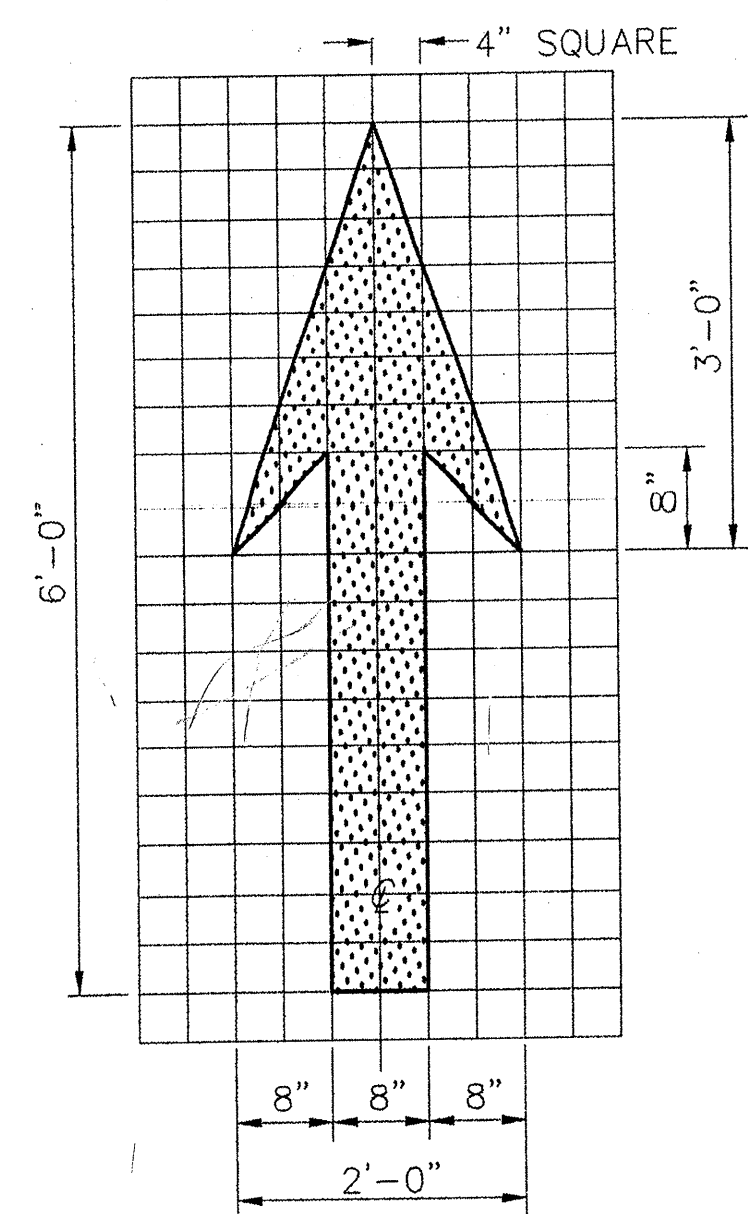


TRAFFIC SIGN AND PAVEMENT MARKING DETAILS



COLORS:

THE REGULATORY SIGNS SHOWN ON THIS SHEET SHALL HAVE BLACK TEXT ON REFLECTORIZED WHITE BACKGROUND. THE COLORS SHALL CONFORM WITH THE COLORS ADOPTED BY THE AMERICAN ASSOCIATION OF STATE HIGHWAY AND TRANSPORTATION OFFICIALS AND APPROVED BY THE DEPARTMENT OF TRANSPORTATION, FEDERAL HIGHWAY ADMINISTRATION.

MATERIALS:

THE SIGN BASE MATERIALS USED FOR THE REGULATORY SIGNS SHOWN ON THIS SHEET MAY BE ANY OF THE FOLLOWING OF THE MINIMUM THICKNESSES NOTED.

	24' x 12'	36' x 48'
12' x 18'	24' x 24'	30' x 36'
18' x 24'	30' x 24'	48' x 60'
	48' x 24'	48' x 72'
FLAT SHEET ALUMINUM	0.060"	0.080"
HIGH DENSITY OVERLAID PLYWOOD	1/2"	1/2"
GALVANIZED FLAT SHEET STEEL	18 GAGE	16 GAGE
		14 GAGE

THE REFLECTIVE MATERIAL FOR GROUND MOUNTED SIGNS SHALL BE FLAT TOP WHITE REFLECTIVE SHEETING APPLIED TO THE ENTIRE BACKGROUND OF THE SIGN.

WHEN MOUNTED OVERHEAD, ALL SIGNS SHALL HAVE ENCAPSULATED LENS REFLECTIVE SHEETING APPLIED TO THE ENTIRE BACKGROUND OF THE SIGN.

THE TEXT OF THE SIGNS MAY BE LETTERING FILM, SILK SCREENED OR HAND PAINTED. WHEN HAND PAINTED, POOR WORKMANSHIP SHALL BE CAUSE FOR REJECTION.

SPECIFICATIONS:

REGULATORY SIGNS SHALL MEET THE VERMONT STANDARD SPECIFICATIONS FOR "TRAFFIC SIGNS".

TEXT DESIGN:

LETTERS, DIGITS, ARROWS, SPACINGS, AND TEXT DIMENSIONS SHALL CONFORM WITH THE STANDARD ALPHABETS AND DESIGNS PRESCRIBED IN THE "MANUAL ON UNIFORM TRAFFIC CONTROL DEVICES".

SHELburnE - SOUTH BURLINGTON

SURVEYED BY V.S.C. INC. DATE _____
 DRAWN BY E.A.A. INC. DATE _____
 TRACED BY E.A.A. INC. DATE _____

PROJECT NH-EGC-019-4(28)
 TRAFFIC SIGN DETAIL DRAWING NO. 4
 SHEET NO. 123 OF 283

DATUM
 VERTICAL NGVD 1929
 HORIZONTAL NAD 1927

4/4/03