

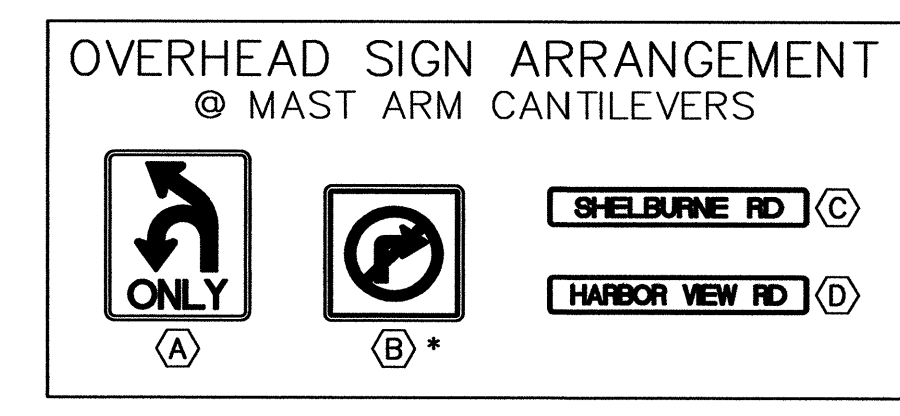
SIGN NOTES:

THE CONTRACTOR SHALL PROVIDE APPROPRIATE HARDWARE TO TOP MOUNT THE STREET NAME SIGNS, INCIDENTAL TO THE TRAFFIC SIGN ITEMS.

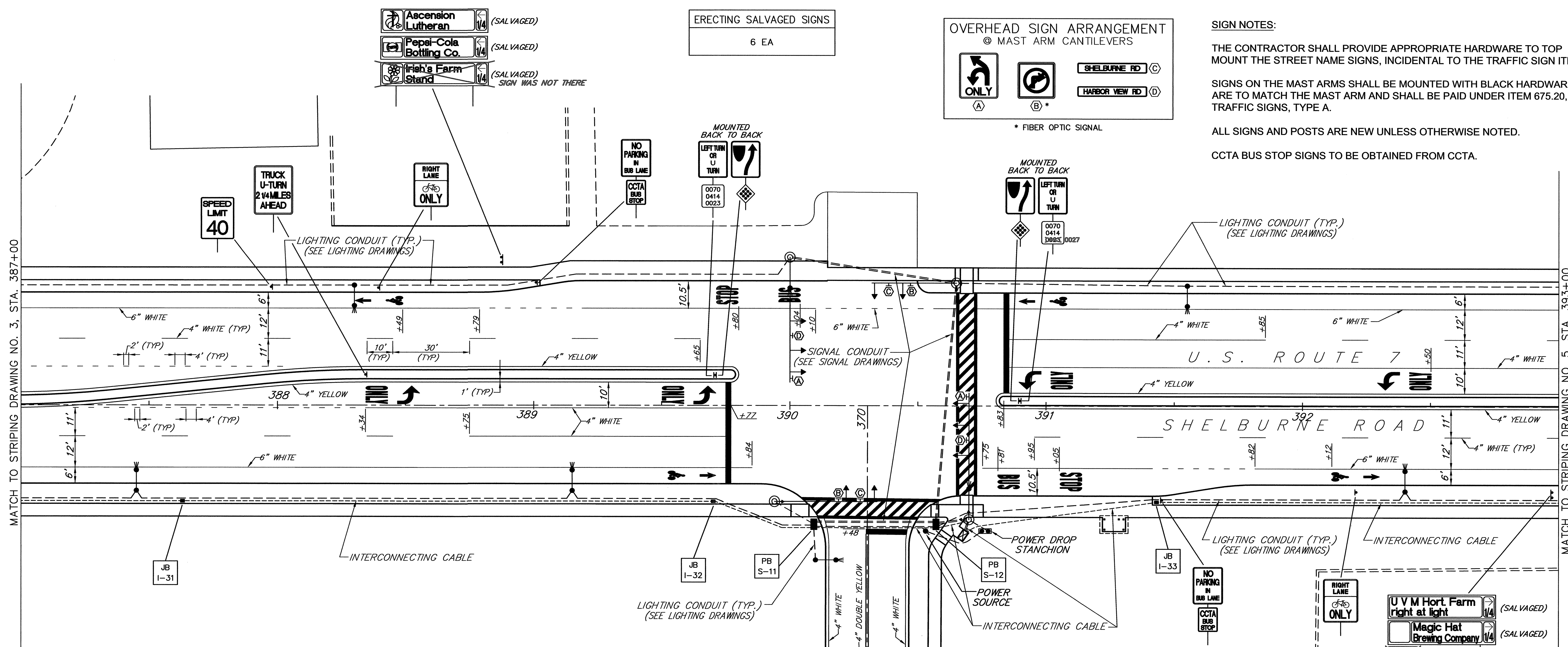
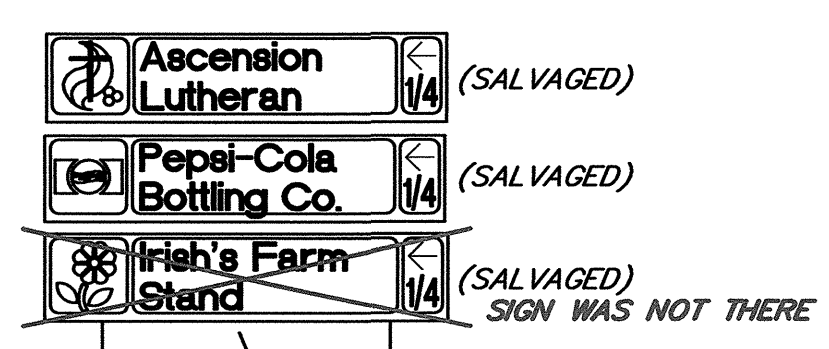
SIGNS ON THE MAST ARMS SHALL BE MOUNTED WITH BLACK HARDWARE ARE TO MATCH THE MAST ARM AND SHALL BE PAID UNDER ITEM 675.20, TRAFFIC SIGNS, TYPE A.

ALL SIGNS AND POSTS ARE NEW UNLESS OTHERWISE NOTED.

CCTA BUS STOP SIGNS TO BE OBTAINED FROM CCTA.



ERECTING SALVAGED SIGNS
 6 EA



GENERAL NOTES:

SEE LIGHTING DRAWINGS NO's. 1 THROUGH 10 FOR LIGHTING CONDUITS, JUNCTION BOXES, WIRING AND SLEEVES.

SEE LIGHTING DRAWINGS NO's. 1 THROUGH 10 FOR INTERCONNECT CONDUITS, JUNCTION BOXES, WIRING AND SLEEVES

SEE SIGNAL DRAWINGS NO's. 1 THROUGH 6 FOR SIGNAL CONDUITS, PULLBOXES, WIRING, POLES AND SLEEVES.

INTERCONNECTING CABLE SHALL BE PLACED IN 2" PVC SCHEDULE 40 CONDUIT

SEE TYPICAL SECTION DRAWING NO. 5 FOR TYPICAL CONDUIT PLACEMENT DETAIL.

AS-BUILT REVISIONS

NO.	DATE	DESCRIPTION
1.	6/29/06	NOTES ADDED PER ENGINEERS MARK UPS


AS-BUILT LEGEND

	WATER AS-BUILTS
	SEWER AS-BUILTS
	DRAINAGE AS-BUILTS
	ELECTRICAL AS-BUILTS
	PAVEMENT/OTHER AS-BUILTS

LEGEND

	STREET LIGHT POLE
	UTILITY POLE
	LUMINAIRE
	STRAIN POLE W/ MAST ARM
	PEDESTRIAN POLE
	PULL BOX OR JUNCTION BOX
	SIGNAL CONDUIT
	INTERCONNECT CABLE CONDUIT
	LIGHTING CONDUIT
	SIGN MOUNTING POST(S)
	OVERHEAD MOUNTED SIGN

PB S-1 = SIGNAL PULLBOX NUMBER
 JB I-1 = INTERCONNECT JUNCTION BOX NUMBER
 JB L-1 = LIGHTING JUNCTION BOX NUMBER
 PB P-1 = POWER SOURCE PULLBOX NUMBER



SHELBURNE - SOUTH BURLINGTON

SURVEYED BY V.S.C. INC. DATE _____
 DRAWN BY E.A.A. INC. DATE _____
 TRACED BY E.A.A. INC. DATE _____

PROJECT NH-EGC-019-4(28)
 SIGN AND STRIPING DRAWING NO. 4
 SHEET NO. 96 OF 283

DATUM
 VERTICAL NGVD 1929
 HORIZONTAL NAD 1927

4/4/03