

| FROM          | TO            | ITEM 678.20 (MOD.) INTERCONNECT CONDUIT | ITEM 678.21 ELECTRICAL CONDUIT | ITEM 678.23 WIRED CONDUIT | ITEM 678.30 ELECTRICAL CONDUIT SLEEVE | DESCRIPTION |     |                                |
|---------------|---------------|---|--------------------------------|---------------------------|---------------------------------------|-------------|-----|--------------------------------|
|               |               |   |                                | 2"                        | 2 1/2"                                | 8"          | 12" |                                |
| CANTILEVER #2 | PB S-9        |   |                                | 27                        |                                       |             |     | SIGNAL                         |
| LOOP #1       | PB S-9        |   |                                | 2                         |                                       |             |     | LOOP #1                        |
| PB S-9        | PB S-10       |   |                                | 110                       |                                       |             |     | LOOP #1                        |
| PB S-9        | CONTROLLER    | 110                                     |                                |                           |                                       |             |     | INTERCONNECT                   |
| PB S-9        | PB S-10       |   |                                | 110                       |                                       |             |     | SIGNAL                         |
| PB S-9        | PB S-10       |   |                                |                           |                                       | 85          |     | SPARE                          |
| JB L-30       | JB L-32       |   |                                | 127                       |                                       |             |     | SOUTH BURLINGTON LIGHTING      |
| CANTILEVER #1 | PB S-10A      |   |                                | 93                        |                                       |             |     | LOOP #4 / PRE-EMPTION          |
| CANTILEVER #1 | PB S-10A      |   |                                | 93                        |                                       | 37          |     | SIGNAL                         |
| CANTILEVER #1 | LOOP #4       |   |                                | 20                        |                                       |             |     | LOOP #4                        |
| CANTILEVER #3 | PB S-10       |   |                                | 38                        |                                       |             |     | VAOT LIGHTING                  |
| CANTILEVER #3 | PB S-10A      |   |                                | 38                        |                                       |             |     | SIGNAL                         |
| PED POLE      | PB S-10A      |   |                                | 17                        |                                       |             |     | SIGNAL                         |
| LOOP #5       | PB S-10A      |   |                                | 3                         |                                       |             |     | LOOP #5                        |
| JB L-31       | JB L-32       |   |                                | 117                       |                                       |             |     | SOUTH BURLINGTON LIGHTING      |
| PB S-10A      | PB S-10       |   |                                | 87                        |                                       |             |     | LOOP #4, #5 / PRE-EMPTION      |
| PB S-10A      | PB S-10       |   |                                | 87                        |                                       |             |     | VAOT LIGHTING                  |
| PB S-10A      | PB S-10       |   |                                | 87                        |                                       |             |     | SIGNAL                         |
| PB S-10A      | PB S-10       |   |                                |                           |                                       | 82          |     | SPARE                          |
| CANTILEVER #4 | PB S-10       |   |                                | 13                        |                                       |             |     | PRE-EMPTION                    |
| CANTILEVER #4 | PB S-10       |   |                                | 13                        |                                       |             |     | VAOT LIGHTING                  |
| CANTILEVER #4 | PB S-10       |   |                                | 13                        |                                       |             |     | SIGNAL                         |
| PB S-10       | CONTROLLER    |   |                                | 23                        |                                       |             |     | LOOP #1, #4 & #5 / PRE-EMPTION |
| PB S-10       | CONTROLLER    |   |                                | 23                        |                                       |             |     | SIGNAL                         |
| PB S-10       | LIGHT POLE V1 |   |                                | 50                        |                                       |             |     | VAOT LIGHTING                  |
| LOOP #8A & 8B | CONTROLLER    |   |                                | 33                        |                                       |             |     | LOOP #8A & #8B                 |
| STANCHION     | PB S-10       |   |                                | 21                        |                                       |             |     | VAOT LIGHTING                  |
| STANCHION     | JB L-32       |   |                                | 8                         |                                       |             |     | SOUTH BURLINGTON LIGHTING      |
| STANCHION     | CONTROLLER    |   |                                | 25                        |                                       |             |     | SIGNAL                         |
| POWER SOURCE  | STANCHION     |   |                                |                           |                                       | 40          |     | SOUTH BURLINGTON LIGHTING      |
| POWER SOURCE  | STANCHION     |   |                                |                           |                                       | 40          |     | SIGNAL / VAOT LIGHTING         |
| CONTROLLER    | JB 1-30       | 74                                      |                                |                           |                                       |             |     | INTERCONNECT                   |
| TOTAL         |               | 184                                     | 197                            | 1278                      | 80                                    |             | 204 |                                |

**LIGHTING ITEMS**

**ITEM 678.26 - JUNCTION BOX**

- 383+13, 37' RT (L-30)
- 384+28, 48' LT (L-31)
- 384+35, 45' RT (L-32)

**SIGNAL ITEMS**

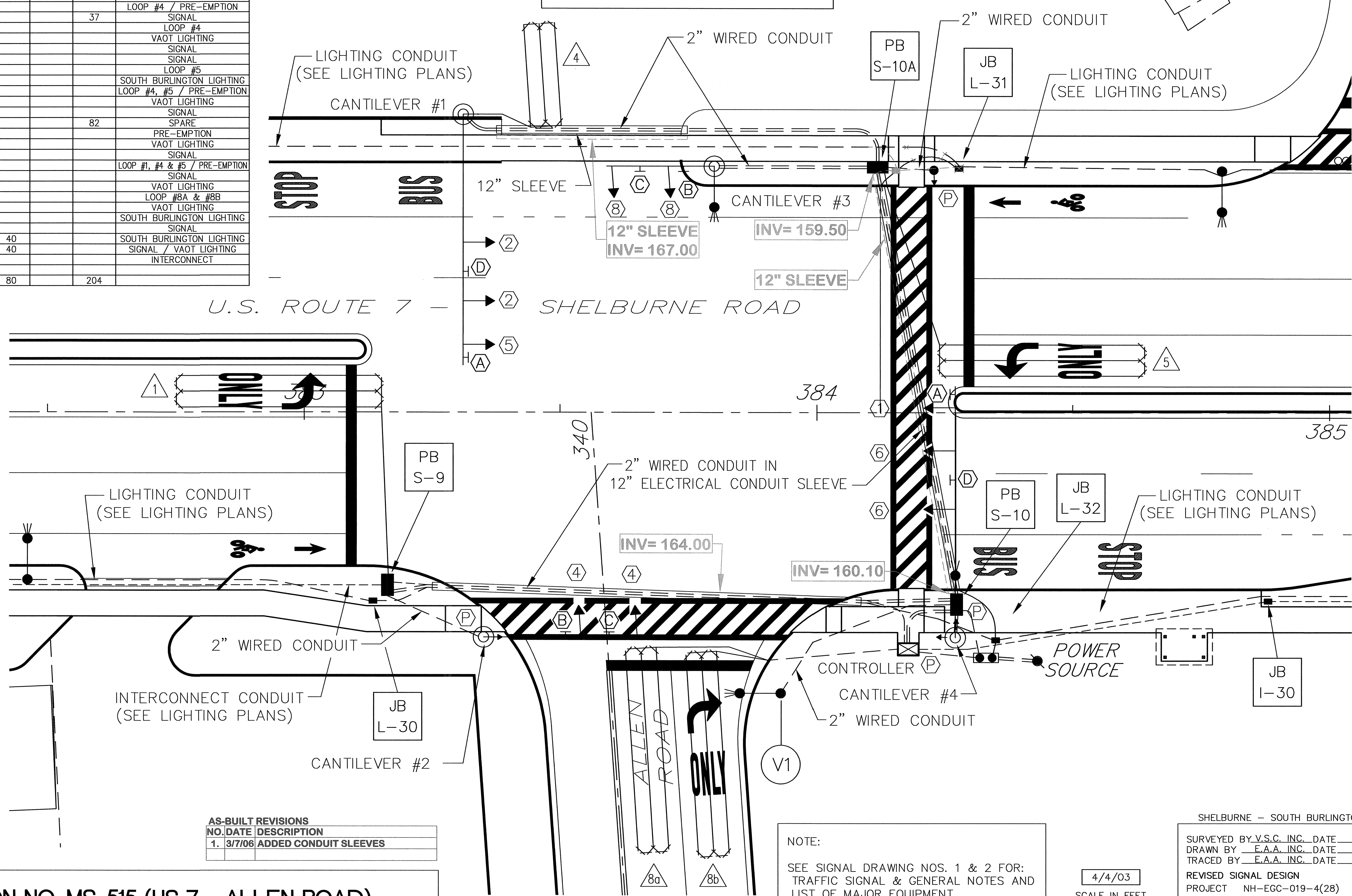
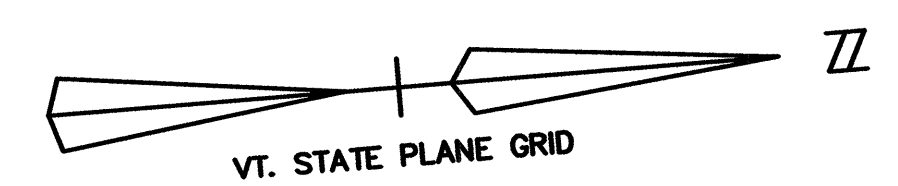
**ITEM 678.27 - PULLBOX - DOUBLE**

- 383+16, 34' RT (S-9)
- 384+12, 48' LT (S-10A)

**ITEM 678.27 (MOD.) - PULLBOX - DOUBLE**

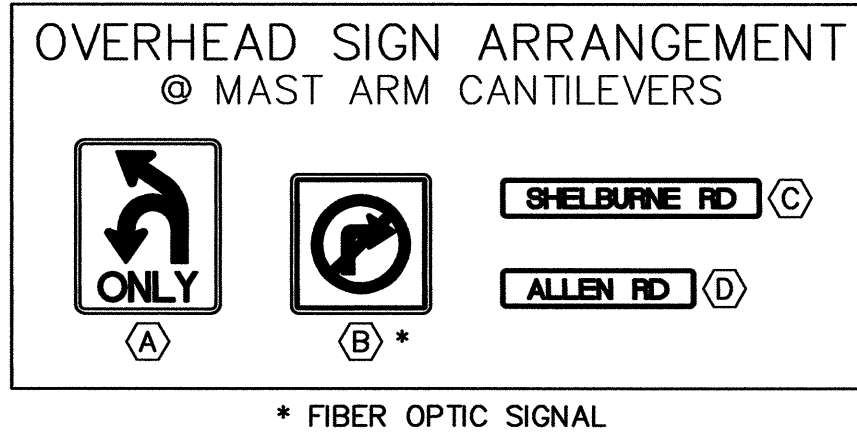
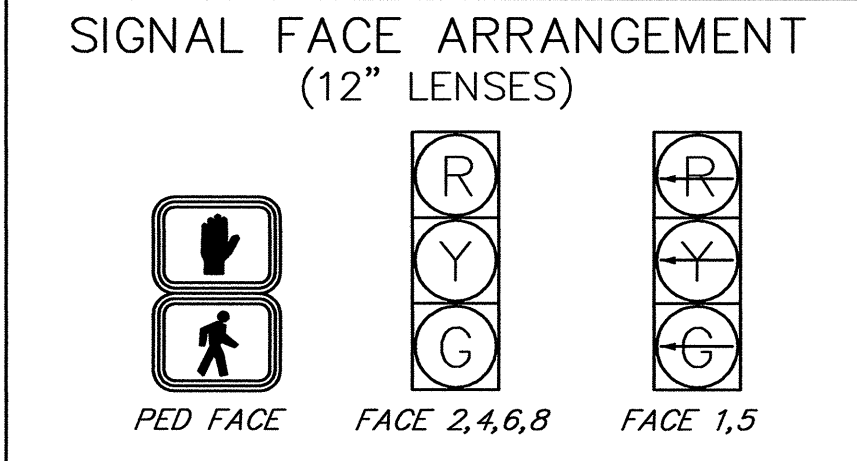
- 384+27, 38' RT (S-10)

| SLEEVE LOCATIONS                      |  |
|---------------------------------------|--|
| 383+24, 34.2' RT. - 384+09, 37.0' RT. |  |
| 384+12, 44.2' LT. - 384+21, 34.7' RT. |  |



**LEGEND**

- ○ NEW SIGNAL FACE
- NEW STRAIN POLE W/ SPAN WIRE OR MAST ARM
- NEW PULLBOX
- NEW JUNCTION BOX
- NEW POWER STANCHION
- - - NEW SIGNAL CONDUIT
- - - NEW INTERCONNECT CONDUIT
- □ - NEW POWER POLE



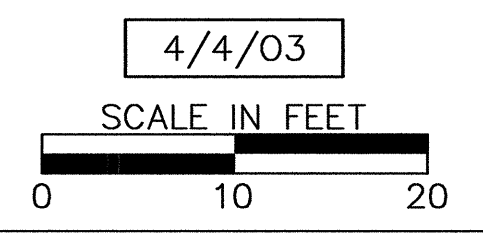
**AS-BUILT REVISIONS**

| NO. | DATE   | DESCRIPTION           |
|-----|--------|-----------------------|
| 1.  | 3/7/06 | ADDED CONDUIT SLEEVES |

**INTERSECTION NO. MS-515 (US 7 - ALLEN ROAD)**

DATUM  
VERTICAL NGVD 1929  
HORIZONTAL NAD 1927

NOTE:  
SEE SIGNAL DRAWING NOS. 1 & 2 FOR:  
TRAFFIC SIGNAL & GENERAL NOTES AND  
LIST OF MAJOR EQUIPMENT.



SHELburne - SOUTH BURLINGTON

SURVEYED BY: V.S.C. INC. DATE: \_\_\_\_\_  
DRAWN BY: E.A.A. INC. DATE: \_\_\_\_\_  
TRACED BY: E.A.A. INC. DATE: \_\_\_\_\_

REVISED SIGNAL DESIGN  
PROJECT NH-EGC-019-4(28)  
SIGNAL DRAWING NO. 3  
SHEET NO. 128A OF 283