

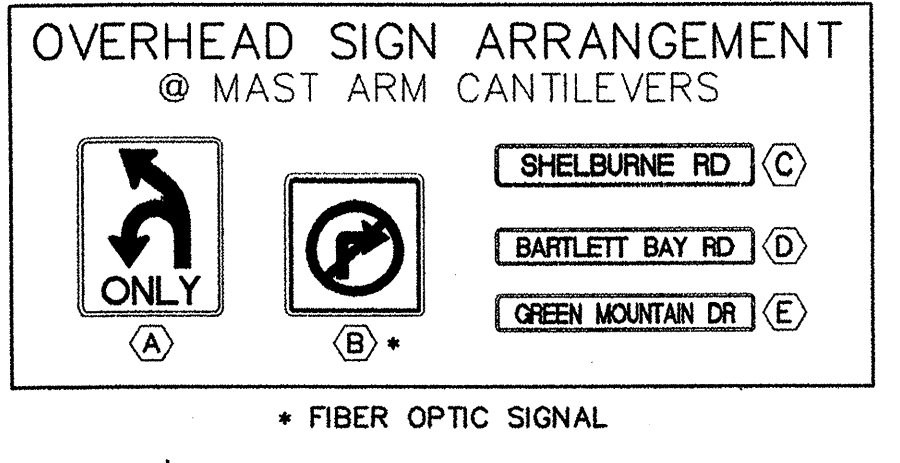
SIGN NOTES:

THE CONTRACTOR SHALL PROVIDE APPROPRIATE HARDWARE TO TOP MOUNT THE STREET NAME SIGNS, INCIDENTAL TO THE TRAFFIC SIGN ITEMS.

SIGNS ON THE MAST ARMS SHALL BE MOUNTED WITH BLACK HARDWARE ARE TO MATCH THE MAST ARM AND SHALL BE PAID UNDER ITEM 675.20, TRAFFIC SIGNS, TYPE A.

ALL SIGNS AND POSTS ARE NEW UNLESS OTHERWISE NOTED.

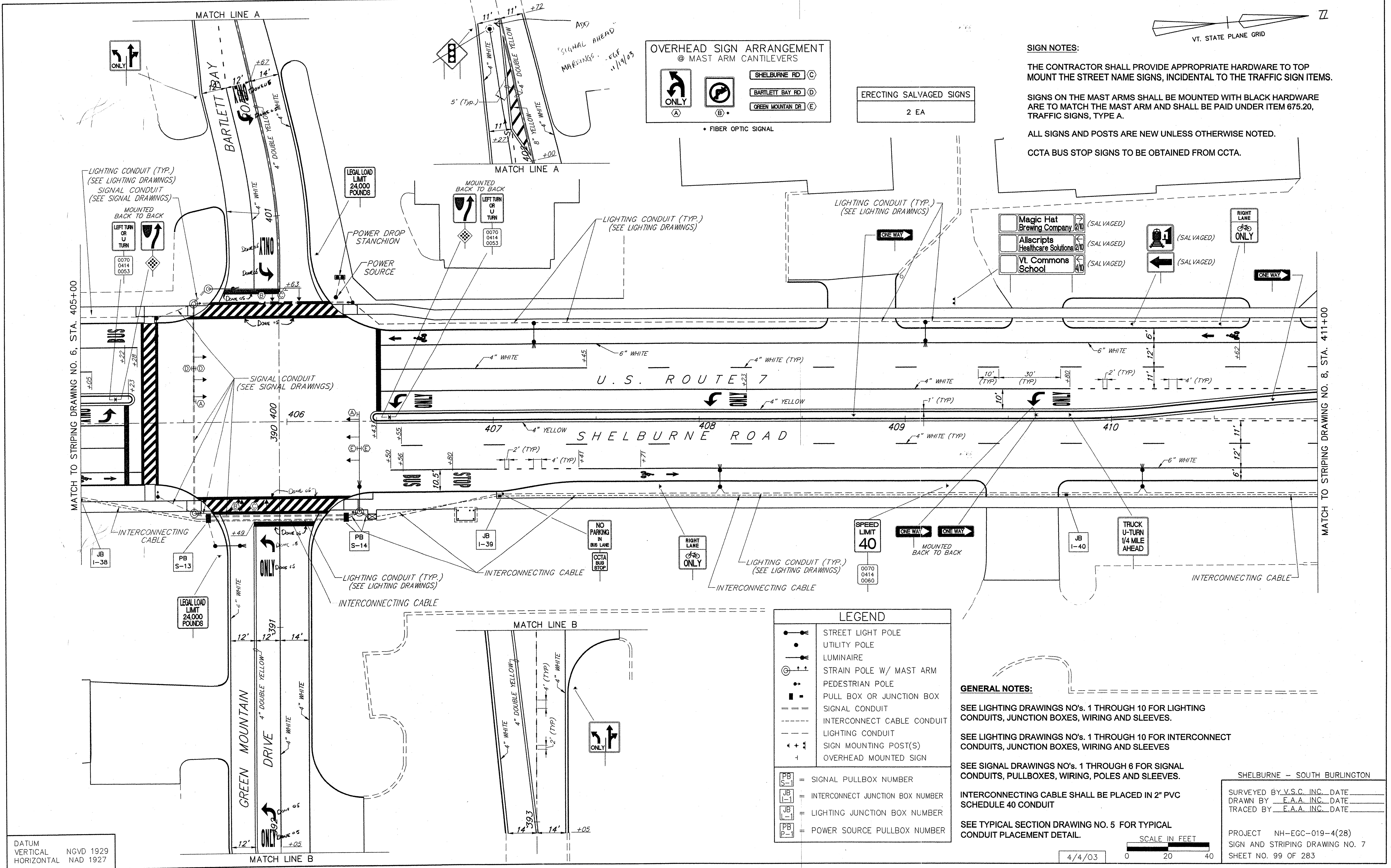
CCTA BUS STOP SIGNS TO BE OBTAINED FROM CCTA.



ERECTING SALVAGED SIGNS
2 EA

- Magic Hat Brewing Company (SALVAGED)
- Allscripts Healthcare Solutions (SALVAGED)
- Vt. Commons School (SALVAGED)

- RIGHT LANE ONLY (SALVAGED)
- ONE WAY (SALVAGED)



LEGEND

	STREET LIGHT POLE
	UTILITY POLE
	LUMINAIRE
	STRAIN POLE W/ MAST ARM
	PEDESTRIAN POLE
	PULL BOX OR JUNCTION BOX
	SIGNAL CONDUIT
	INTERCONNECT CABLE CONDUIT
	LIGHTING CONDUIT
	SIGN MOUNTING POST(S)
	OVERHEAD MOUNTED SIGN

PB = SIGNAL PULLBOX NUMBER
 JB = INTERCONNECT JUNCTION BOX NUMBER
 JB = LIGHTING JUNCTION BOX NUMBER
 PB = POWER SOURCE PULLBOX NUMBER

GENERAL NOTES:

SEE LIGHTING DRAWINGS NO's. 1 THROUGH 10 FOR LIGHTING CONDUITS, JUNCTION BOXES, WIRING AND SLEEVES.

SEE LIGHTING DRAWINGS NO's. 1 THROUGH 10 FOR INTERCONNECT CONDUITS, JUNCTION BOXES, WIRING AND SLEEVES

SEE SIGNAL DRAWINGS NO's. 1 THROUGH 6 FOR SIGNAL CONDUITS, PULLBOXES, WIRING, POLES AND SLEEVES.


INTERCONNECTING CABLE SHALL BE PLACED IN 2" PVC SCHEDULE 40 CONDUIT

SEE TYPICAL SECTION DRAWING NO. 5 FOR TYPICAL CONDUIT PLACEMENT DETAIL.

SHELBURNE - SOUTH BURLINGTON

SURVEYED BY V.S.C. INC. DATE _____
 DRAWN BY E.A.A. INC. DATE _____
 TRACED BY E.A.A. INC. DATE _____

PROJECT NH-EGC-019-4(28)
 SIGN AND STRIPING DRAWING NO. 7
 SHEET NO. 99 OF 283



4/4/03

DATUM
 VERTICAL NGVD 1929
 HORIZONTAL NAD 1927