

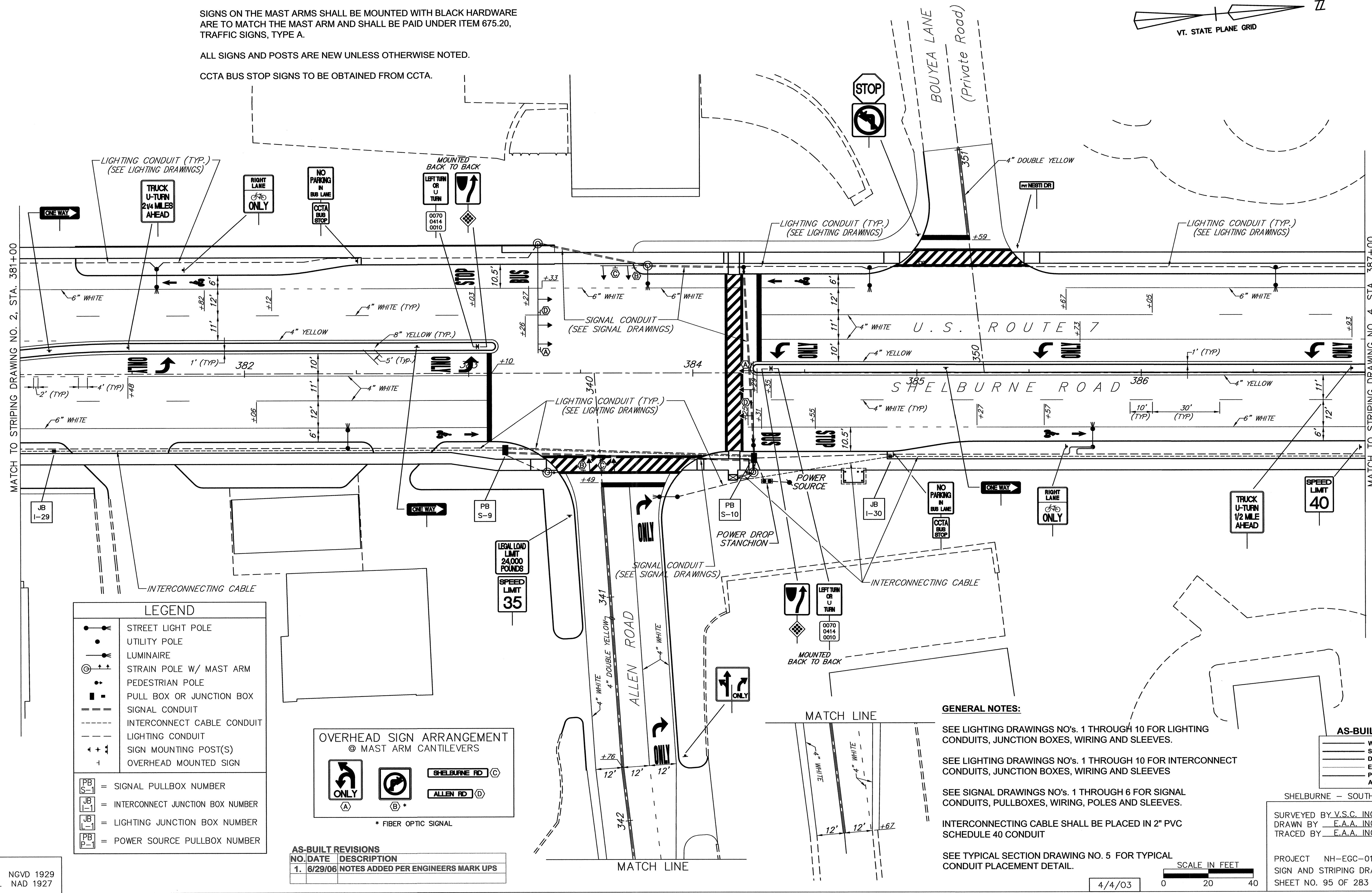
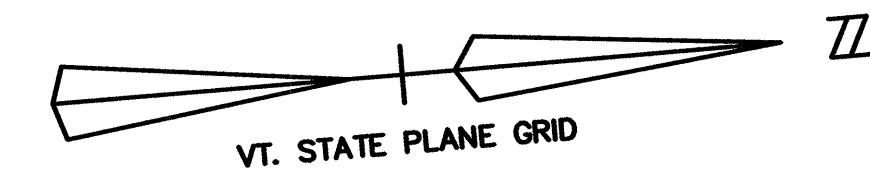
**SIGN NOTES:**

THE CONTRACTOR SHALL PROVIDE APPROPRIATE HARDWARE TO TOP MOUNT THE STREET NAME SIGNS, INCIDENTAL TO THE TRAFFIC SIGN ITEMS.

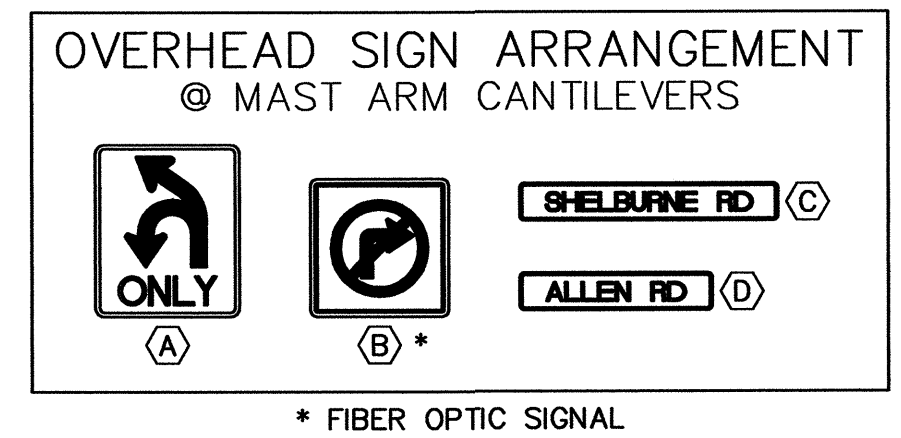
SIGNS ON THE MAST ARMS SHALL BE MOUNTED WITH BLACK HARDWARE ARE TO MATCH THE MAST ARM AND SHALL BE PAID UNDER ITEM 675.20, TRAFFIC SIGNS, TYPE A.

ALL SIGNS AND POSTS ARE NEW UNLESS OTHERWISE NOTED.

CCTA BUS STOP SIGNS TO BE OBTAINED FROM CCTA.



LEGEND	
	STREET LIGHT POLE
	UTILITY POLE
	LUMINAIRE
	STRAIN POLE W/ MAST ARM
	PEDESTRIAN POLE
	PULL BOX OR JUNCTION BOX
	SIGNAL CONDUIT
	INTERCONNECT CABLE CONDUIT
	LIGHTING CONDUIT
	SIGN MOUNTING POST(S)
	OVERHEAD MOUNTED SIGN
	PB S-1 = SIGNAL PULLBOX NUMBER
	JB I-1 = INTERCONNECT JUNCTION BOX NUMBER
	JB L-1 = LIGHTING JUNCTION BOX NUMBER
	PB P-1 = POWER SOURCE PULLBOX NUMBER



AS-BUILT REVISIONS		
NO.	DATE	DESCRIPTION
1.	6/29/06	NOTES ADDED PER ENGINEERS MARK UPS

**GENERAL NOTES:**

SEE LIGHTING DRAWINGS NO'S. 1 THROUGH 10 FOR LIGHTING CONDUITS, JUNCTION BOXES, WIRING AND SLEEVES.

SEE LIGHTING DRAWINGS NO'S. 1 THROUGH 10 FOR INTERCONNECT CONDUITS, JUNCTION BOXES, WIRING AND SLEEVES

SEE SIGNAL DRAWINGS NO'S. 1 THROUGH 6 FOR SIGNAL CONDUITS, PULLBOXES, WIRING, POLES AND SLEEVES.

INTERCONNECTING CABLE SHALL BE PLACED IN 2" PVC SCHEDULE 40 CONDUIT

SEE TYPICAL SECTION DRAWING NO. 5 FOR TYPICAL CONDUIT PLACEMENT DETAIL.

AS-BUILT LEGEND	
	WATER AS-BUILTS
	SEWER AS-BUILTS
	DRAINAGE AS-BUILTS
	ELECTRICAL AS-BUILTS
	PAVEMENT/OTHER AS-BUILTS

SHELBURNE - SOUTH BURLINGTON

SURVEYED BY V.S.C. INC. DATE \_\_\_\_\_  
 DRAWN BY E.A.A. INC. DATE \_\_\_\_\_  
 TRACED BY E.A.A. INC. DATE \_\_\_\_\_

PROJECT NH-EGC-019-4(28)  
 SIGN AND STRIPING DRAWING NO. 3  
 SHEET NO. 95 OF 283

DATUM  
 VERTICAL NGVD 1929  
 HORIZONTAL NAD 1927

DATE: 4/4/03  
 SCALE IN FEET: 0 20 40