TIMING AND PHASING

		PHASE 1+5	PHASE 2+6	PHASE 4+8
		CLEAR TO	CLEAR TO	CLEAR TO
		2+6 4+8	4+8 1+5	1+5 2+6
AM PEAK 6:00-9:00 AM	VEHICLE	1	2	1
	MINIMUM	8 4 2 4 2	8 4 2 4 2	8 4 2 4 2
	MAX 1	10	22	10
OFF PEAK ALL OTHER	VEHICLE	1	2	1
	MINIMUM	8 4 2 4 2	8 4 2 4 2	8 4 2 4 2
	MAX 1	9	24	19
PM PEAK 4:00-6:30 PM	VEHICLE	1	2	1
	MINIMUM	8 4 2	8 4 2 4 2	8 4 2 4 2
	MAX 1	9	26	17
	FACE 1	⊕ ⊕ ⊕ ⊕ ⊕	⊕ ⊕ ⊕ ⊕ ⊕	⊕ ⊕ ⊕ ⊕ ⊕
	FACE 2	R R R R R	G Y R Y R	R R R R R
	FACE 4A	R R R R R	R R R R R	G Y R Y R
	FACE 4B	⊕ ⊕ R ⊕ R	R R R R R	G Y ⊕ Y R
	FACE 5	G ⊕ ⊕ ⊕ ⊕	⊕ ⊕ ⊕ ⊕ ⊕	⊕ ⊕ ⊕ ⊕ ⊕
	FACE 6	R R R R R	G Y R Y R	R R R R R
	FACE 8A	R R R R R	R R R R R	G Y R Y R
	FACE 8B	⊕ ⊕ R ⊕ R	R R R R R	G Y ⊕ Y R

FLASHING OPERATION 10:00 PM - 6:00 AM

PR	FY	FR
PR	FY	FR
PR	FY	FR

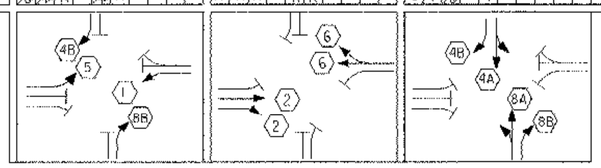

VEHICLE DETECTOR LOOPS

LOOP NO.	LANE	CALL Ø	SIZE	TYPE & NO. TURNS	DELAY OR PRESENCE	DELAY TIME (SEC.)	INDUCTANCE CALC.	INDUCTANCE ACT.	RESISTANCE CALC.	RESISTANCE ACT.	LEAKAGE TO GROUND	LOCKING MEMORY
1	SB	5	6X40	QUAD/2-TURN	PRESENCE		354		0.76			NON LOCK
2	NB	2+6	6X40	QUAD/2-TURN	PRESENCE		377		1.07			NON LOCK
2A	NB	2+6	6X40	QUAD/2-TURN	DELAY	10-15	373		1.00			NON LOCK
4A	EB	4+8	6X40	QUAD/2-TURN	PRESENCE		400		1.37			NON LOCK
4B	EB	4+8	6X40	QUAD/2-TURN	DELAY	10-15	398		1.33			NON LOCK
5	NB	1	6X40	QUAD/2-TURN	PRESENCE		381		1.11			NON LOCK
6	SB	2+6	6X40	QUAD/2-TURN	PRESENCE	10-15	358		0.82			NON LOCK
8A	WB	4+8	6X40	QUAD/2-TURN	PRESENCE		353		0.75			NON LOCK
8B	WB	4+8	6X40	QUAD/2-TURN	DELAY	10-15	349		0.70			NON LOCK

SIGNAL FACE ARRANGEMENT

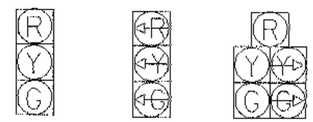

FACES 2, 4A
FACES 6, 8A

FACE 1
FACE 5

FACE 4B
FACE 8B

NOTE: BACK PLATES TO BE INSTALLED ON ALL HEADS

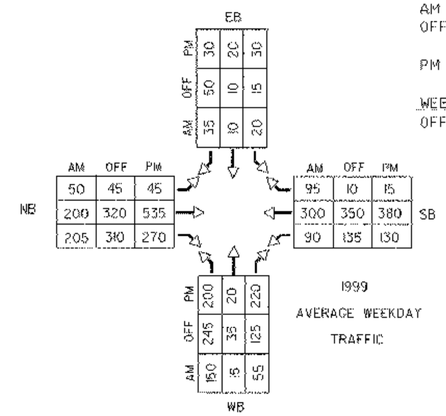

1999
AVERAGE WEEKDAY
TRAFFIC

WEEKDAY TIMINGS

AM PEAK PERIOD	6:00 AM - 9:00 AM
OFF PEAK PERIOD	9:00 AM - 3:45 PM
	6:00 PM - 10:00 PM
PM PEAK PERIOD	3:45 PM - 6:00 PM

WEEKEND TIMINGS

OFF PEAK PERIOD	6:00 AM - 10:00 PM

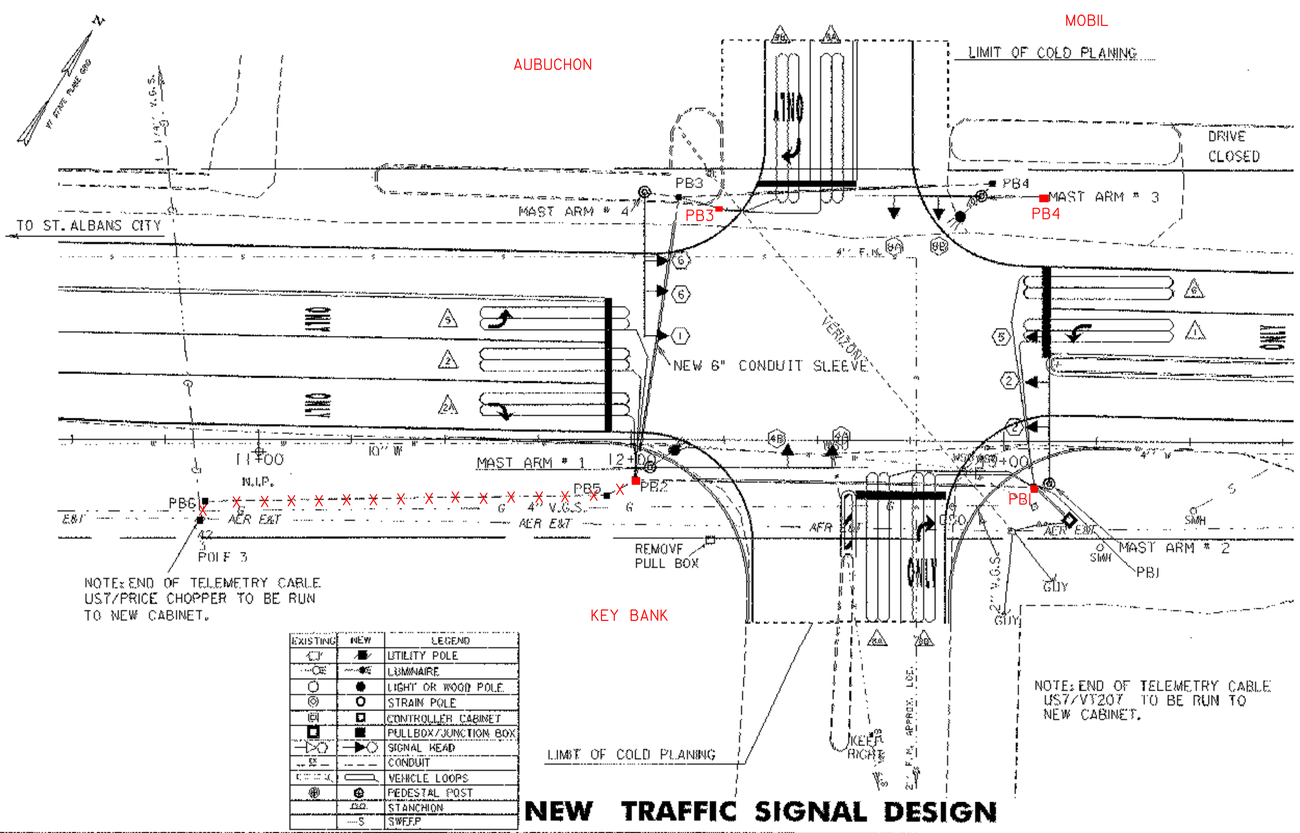

EXISTING	NEW	LEGEND
		UTILITY POLE
		LUMINAIRE
		LIGHT OR WOOD POLE
		STRAIN POLE
		CONTROLLER CABINET
		PULLBOX/JUNCTION BOX
		SIGNAL HEAD
		CONDUIT
		VEHICLE LOOPS
		PEDESTAL POST
		STANCHION
	S	SWEEP

NEW TRAFFIC SIGNAL DESIGN

NOTE: EXISTING LUMINAIRES ON EXISTING STRAIN POLES ARE TO BE REMOVED BY CVPS (CENTRAL VERMONT PUBLIC SERVICE)

EXISTING TRAFFIC SIGNAL

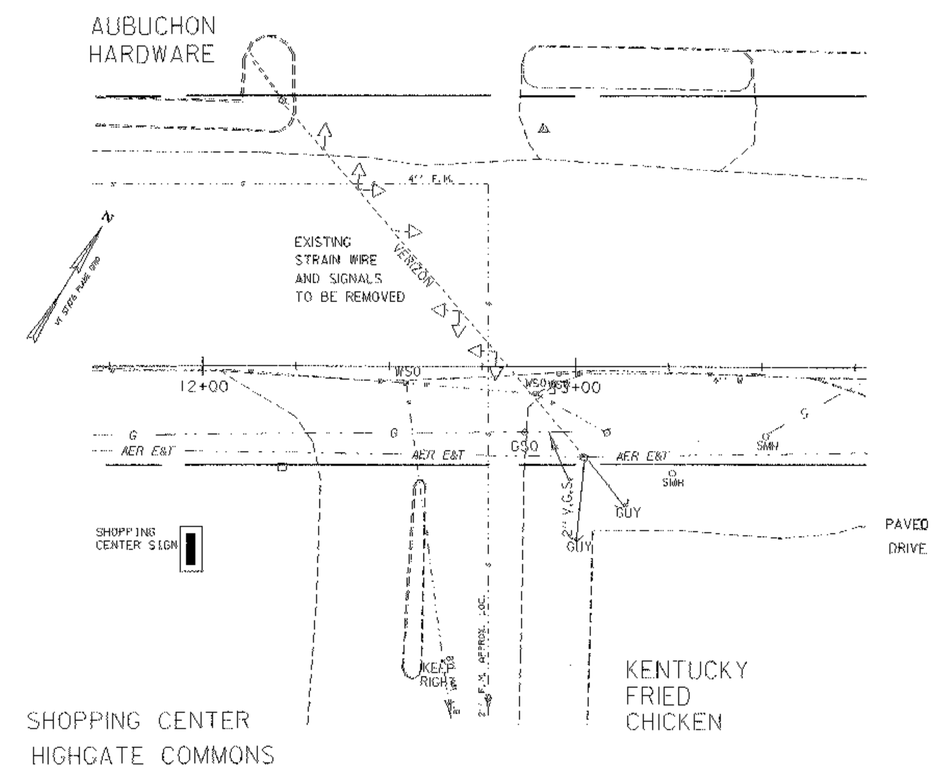

TRAFFIC SIGNAL PLAN	PROJECT: ST. Albans Town	PROJECT NO.: STPG SGNL (7) S
	DESIGN FILE NAME: /traf/95cl88/tcl88slg.dgn IPARM FILE NAME: /traf/95cl88/tcl88tim.i SURVEYED BY: SQUAD LEADER: nyquist	PLOT DATE: 09-JUL-2003 SURVEY DATE: DRAWN BY: jfq SHEET: 5 OF 19