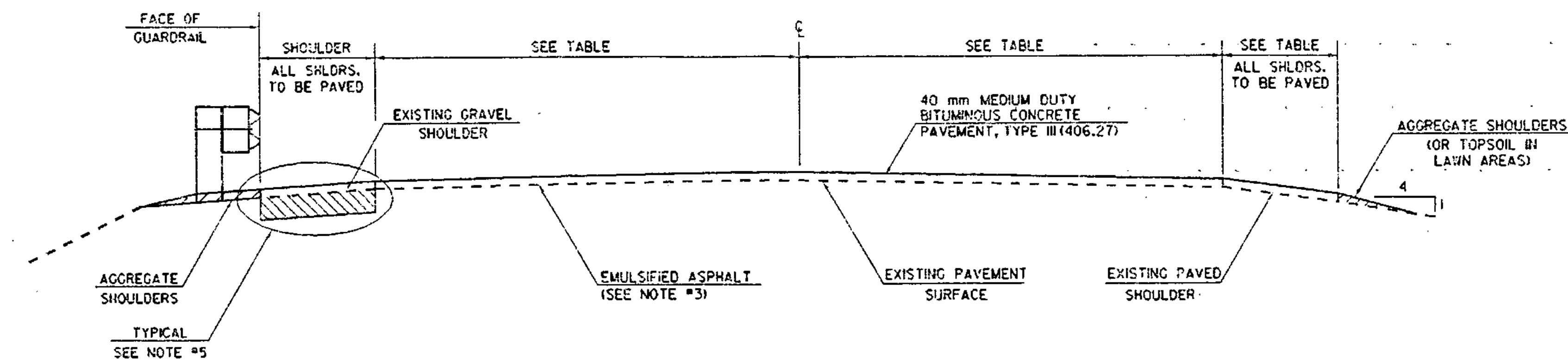
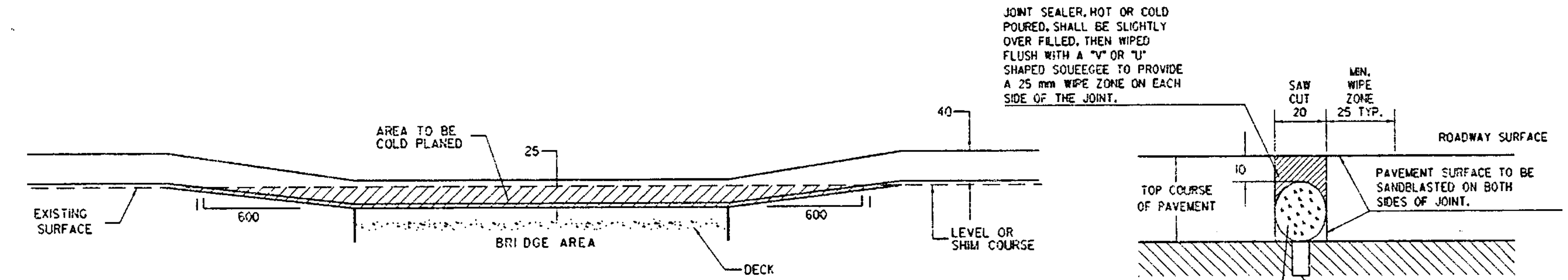


NOTES

1. THE PAVEMENT WEARING COURSE SHALL BE MEDIUM DUTY BITUMINOUS CONCRETE PAVEMENT TYPE II.
2. THE LEVELING COURSE SHALL BE TYPE III OR TYPE IV AS DIRECTED BY THE ENGINEER.
3. EMULSIFIED ASPHALT SHALL BE APPLIED ON ALL EXISTING PAVEMENT SURFACES, ON COLD PLANED SURFACES AND BETWEEN ALL COURSES OF PAVEMENT AT THE RATE OF 0.07 L/m² OR AS DIRECTED BY THE RESIDENT ENGINEER.
4. BITUMINOUS CONCRETE PAVEMENT TOLERANCE = 5 mm +/- (TOTAL THICKNESS EXCLUDING LEVELING COURSE).
5. EXISTING SHOULDER MATERIAL DEEMED UNSUITABLE BY THE RESIDENT ENGINEER SHALL BE EXCAVATED TO A DEPTH OF 75 mm +/- OR AS DIRECTED BY THE ENGINEER. EXCAVATED MATERIAL SHALL BE SPREAD ON THE ADJACENT SLOPES OR REMOVED FROM THE PROJECT, AS DIRECTED BY THE ENGINEER. EXCAVATION WILL BE PAID FOR AS ALL PURPOSE EXCAVATOR OR GRADER RENTAL. MATERIAL REMOVED SHALL BE REPLACED WITH SUBBASE OF CRUSHED GRAVEL (FINE GRADED).
6. COLD PLANING SHALL BE COMPLETED ACCORDING TO TYPICAL OR AS DENOTED OTHERWISE ON THE PLANS.
7. ALL DRIVES AND TOWN HIGHWAYS SHALL RECEIVE A 1m PAVED APRON AS DIRECTED BY THE ENGINEER. ANY EXCAVATION WILL BE PAID FOR UNDER ITEM 210.0. ANY NEW SUBBASE WILL BE PAID FOR UNDER ITEM 301.28. THE NEW BITUMINOUS SURFACE WILL BE PAID FOR UNDER ITEM 406.27.
8. ONE METER OF BACKING IS REQUIRED BEHIND THE FACE OF GUARDRAIL WITH 1.8 m POSTS. IF THIS CAN NOT BE OBTAINED THEN 2.5 m POSTS SHALL BE USED.
9. MARKER POSTS SHALL BE PLACED AS INDICATED OR AS DIRECTED BY THE ENGINEER.
10. ITEM 604.40, 604.412, 604.415 AND 604.418 ARE ESTIMATED QUANTITIES AND SHALL BE PERFORMED AS DIRECTED BY THE RESIDENT ENGINEER.

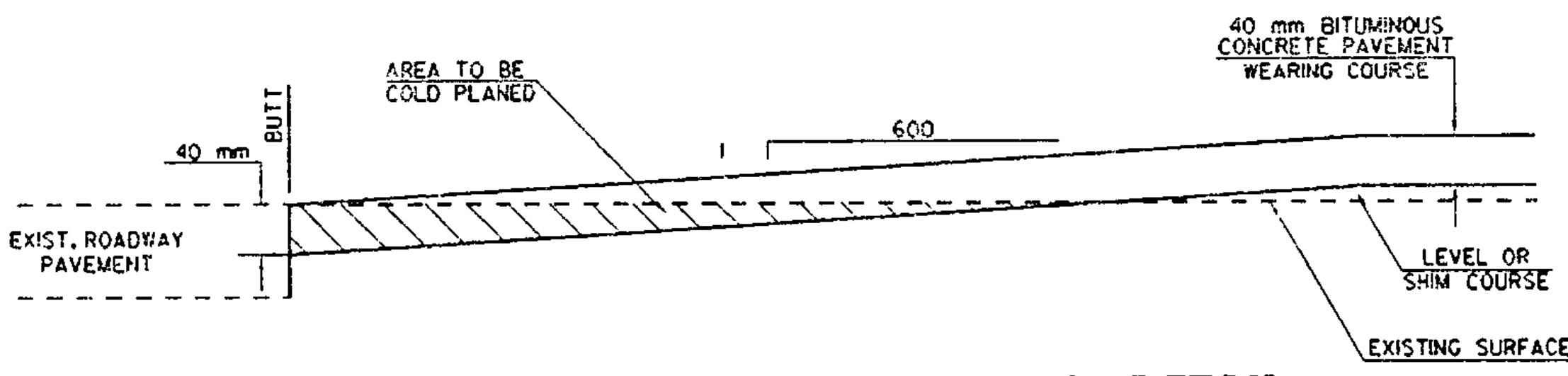


OVERLAY TYPICAL SECTION



BRIDGE COLD PLANE DETAIL

BRIDGE #47; STA 1+394 TO 1+434



APPROACH AREA COLD PLANING DETAIL

FULL ROADWAY WIDTH
 RANDOLPH VT 12 STA 4+940 - BEGN PROJECT
 BRAINTREE VT 12 STA 2+505 - END PROJECT

SAW CUT JOINT DETAIL

LOCATION: BRIDGE #47 (10.0 mi) @ STA 1+414 (AT EXPANSION JOINT)

NOTE: JOINT IS TO BE LOCATED ACCURATELY BY STRING LING OR BY OTHER MEANS PRIOR TO PAVING, SO THAT THE SAW CUT WILL BE MADE DIRECTLY OVER THE END OF THE CONCRETE DECK. THE JOINT SHALL BE CUT DRY IN A SINGLE PASS AND BE SEALED WITHIN 24 HOURS OR PRIOR TO EXPOSURE TO TRAFFIC. THE JOINT SHALL BE CLEANED PRIOR TO APPLYING THE JOINT SEALER - SEE VERMONT SPECIFICATION 524 AND SPECIAL PROVISIONS.

RURAL AREA - SEED MIXTURE

% MASS	kg/ha	NAME	PUR %	GERM %
37.14	26	CREeping RED FESCUE	98	85
37.14	26	TALL FESCUE	95	90
5.71	4	RED TOP	95	90
14.30	10	BIRDSFOOT TREFOL	98	85
5.71	4	ANNUAL RYE GRASS	95	85
100.00	70			

URBAN AREA - SEED MIXTURE

% MASS	kg/ha	NAME	PUR %	GERM %
42.22	38	CREeping RED FESCUE	98	85
10.00	9	PERENNIAL RYE GRASS	95	90
42.22	38	KENTUCKY BLUE GRASS	85	85
5.56	5	ANNUAL RYE GRASS	95	85
100.00	90			

SEED MIXTURE: SHALL NOT HAVE A WEED CONTENT EXCEEDING 0.40% BY MASS AND SHALL BE FREE OF ALL NOXIOUS WEED SEED.

SEED: TO BE APPLIED PER SEEDING FORMULAS OR AS DIRECTED BY THE ENGINEER.

FERTILIZER: FORMULA 10-20-10 TO BE USED WITH SEED, APPLIED AT THE RATE OF 560 kg/ha. (HYDRO SEEDERS MAY USE 19-19-19 FORMULA)

AGRICULTURAL LIMESTONE: TO BE APPLIED AT THE RATE OF 4500 kg/ha OR AS DIRECTED BY THE ENGINEER.

HAY MULCH: TO BE PLACED ON EARTH SLOPES AT THE RATE OF 4500 kg/ha OR AS DIRECTED BY THE ENGINEER.

TOPSOIL: TO BE USED WITH SEED AS INDICATED ON THE PLANS, OR AS DIRECTED BY THE ENGINEER.

PROJECT PAVING LIMITS

TOWN	BEGN STATION	END STATION	LANE TYPICAL	WEARING DEPTH	BINDER DEPTH	LEVELING +/-km	NOTES
VT ROUTE 12							
RANDOLPH	4+940	5+072	1.8-3.3-3.3-1.8	40 mm		428	**
	5+072	10+875	0.6-3.3-3.3-0.6	40 mm		328	**
BRAINTREE	0+000	1+383	0.6-3.3-3.3-0.6	40 mm		328	**
	1+383	1+414	1.7-3.3-3.3-1.7	40 mm		420	**
	1+409	1+419	1.7-3.3-3.3-1.7	25 mm		420	BRIDGE #47: COLD PLANE 25 mm. LEVEL AND PAVE WITH 25 mm
	1+419	2+505	0.6-3.3-3.3-0.6	40 mm		328	**
							** LEVEL AND PAVE WITH 40 mm

DATUM
 VERTICAL _____
 HORIZONTAL _____

PROJECT TYPICAL SHEET	PROJECT: RANDOLPH-BRAINTREE	PROJECT NO.: STP 9602(1)S
	DESIGN FILE NAME: /pave/95e08/p008.dgn	
	IFM FILE NAME: p008ty.t	PLOT DATE: 8/96
	SURVEYED BY: CLD	SURVEY DATE: 11/95
	SQUAD LEADER: JAW	DRAWN BY: SJS
	SHEET: 2	OF 14