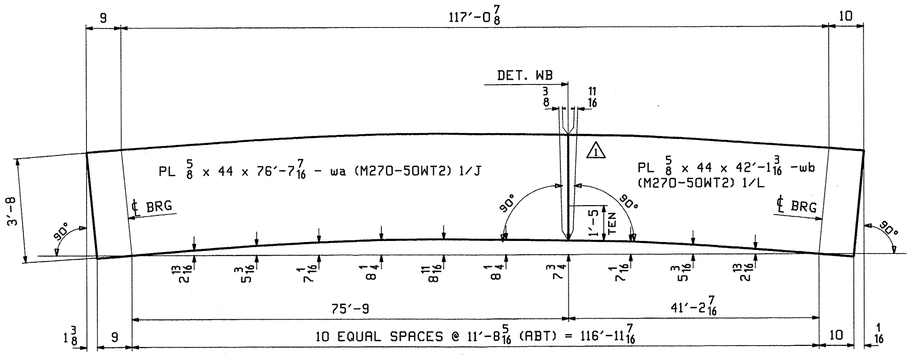

CAMBER DIAGRAM FOR 1G1, 2G2, 3G3 & 4G4

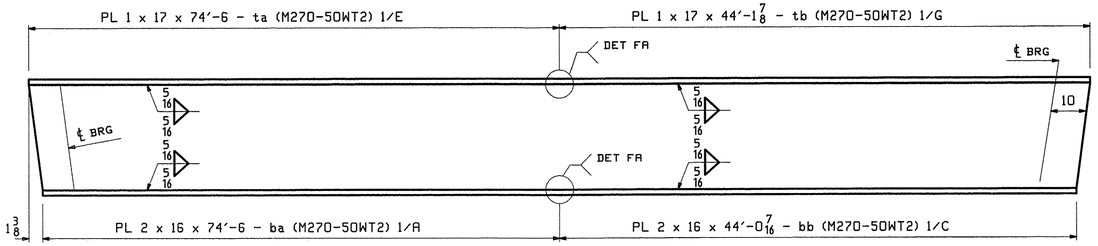

FLANGE DIAGRAM FOR 1G1, 2G2, 3G3 & 4G4

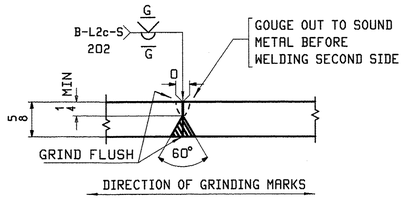

WEB PLATE SPLICE DETAIL "WB"

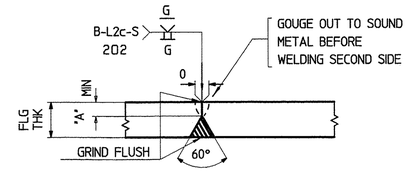

FLANGE PLATE SPLICE DETAIL "FA"

FLG THK	"A"
1	1/4
2	1/2

VTrans Received
CK'D VRS OK'd BY
DEC 7 2011
Resubmit BY CWC APPROVED DATE 12-8-11

NOTES:

1. FOR GENERAL NOTES SEE DRAWING GN1.
2. T2 DENOTES MATERIAL SUBJECT TO CHARPY V-NOTCH TEST AT H FREQ. FOR ZONE 2

REV.	DATE	REMARKS	DWN	CHK	APVL	SHOP
1	11/30	APPROVAL COMMENTS	TJB	PCP		
0					12-1-11	

MATERIAL:	SURFACE PREP. & PAINT:	HOLES:	SHOP BOLTS:
		AS NOTED	AS NOTED

DESCRIPTION: WEB & FLANGE CUTTING

CASCO BAY STEEL STRUCTURES, INC.
1 WALLACE AVE. PHONE (207) 780-6722
SOUTH PORTLAND, ME 04106 FAX. (207) 780-6726
TENSOR 3089

STRUCTURE: VT 12 over LOCUST CREEK BRIDGE 30 BETHEL Windsor County	DRAWN: TJB	DATE: 10/06	
	CHKD: PCP	DATE: 10/11	
LOCATION: BETHEL	JOB NO.	DWG NO.	
PROJ NO. BHF 0241(30)	507	C1	
CUSTOMER: VERMONT AOT		REV. 1	