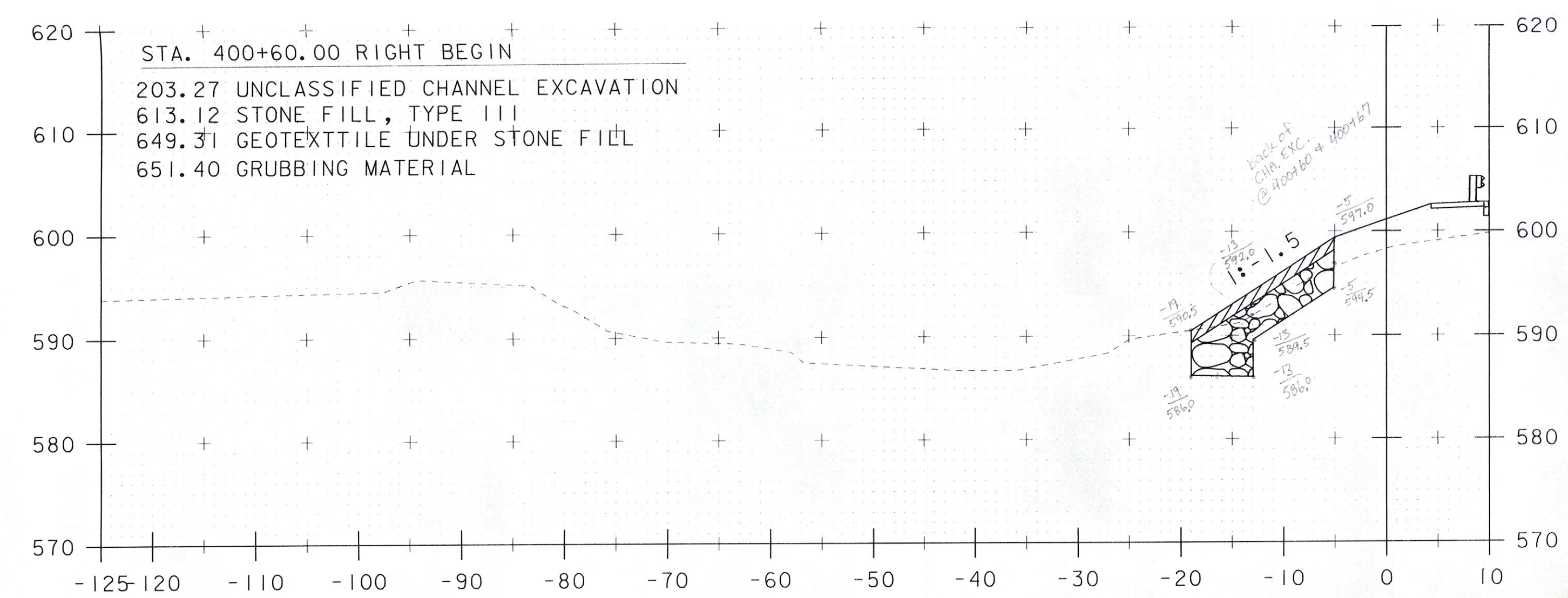
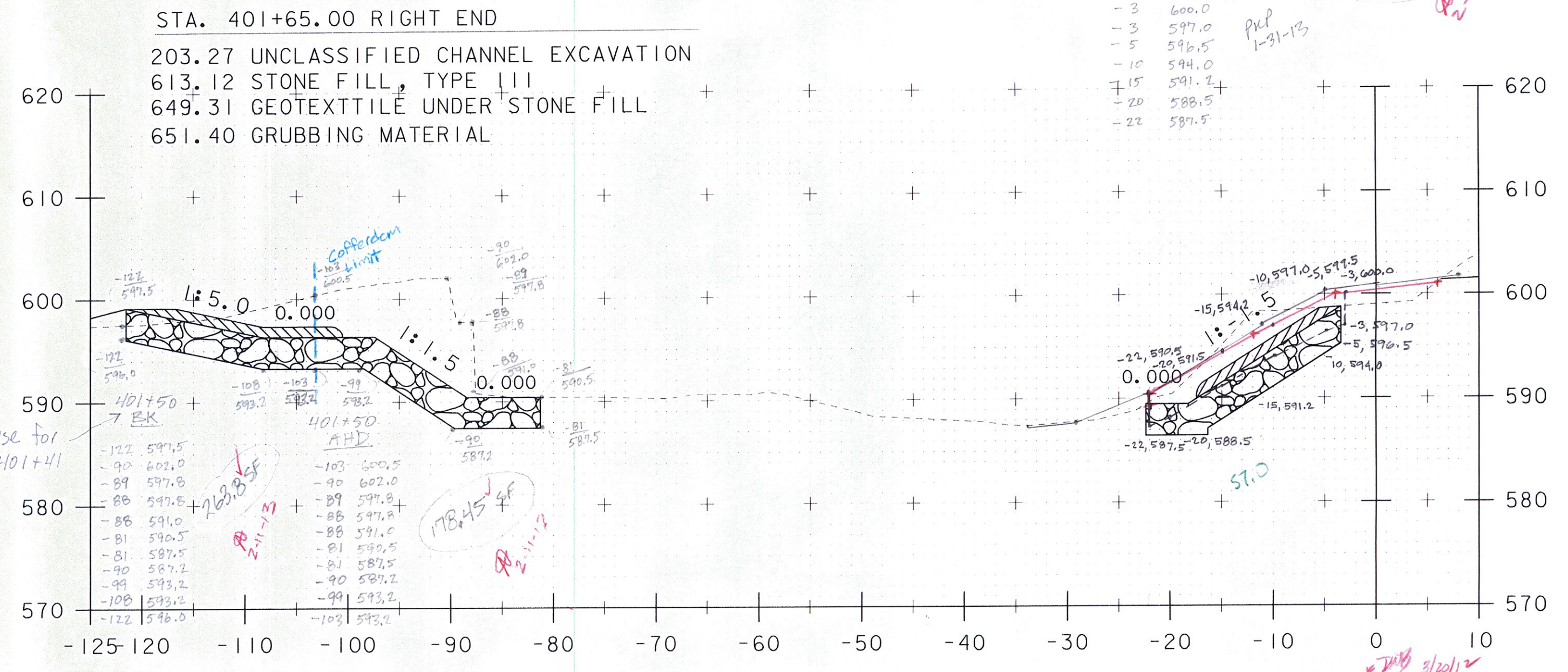


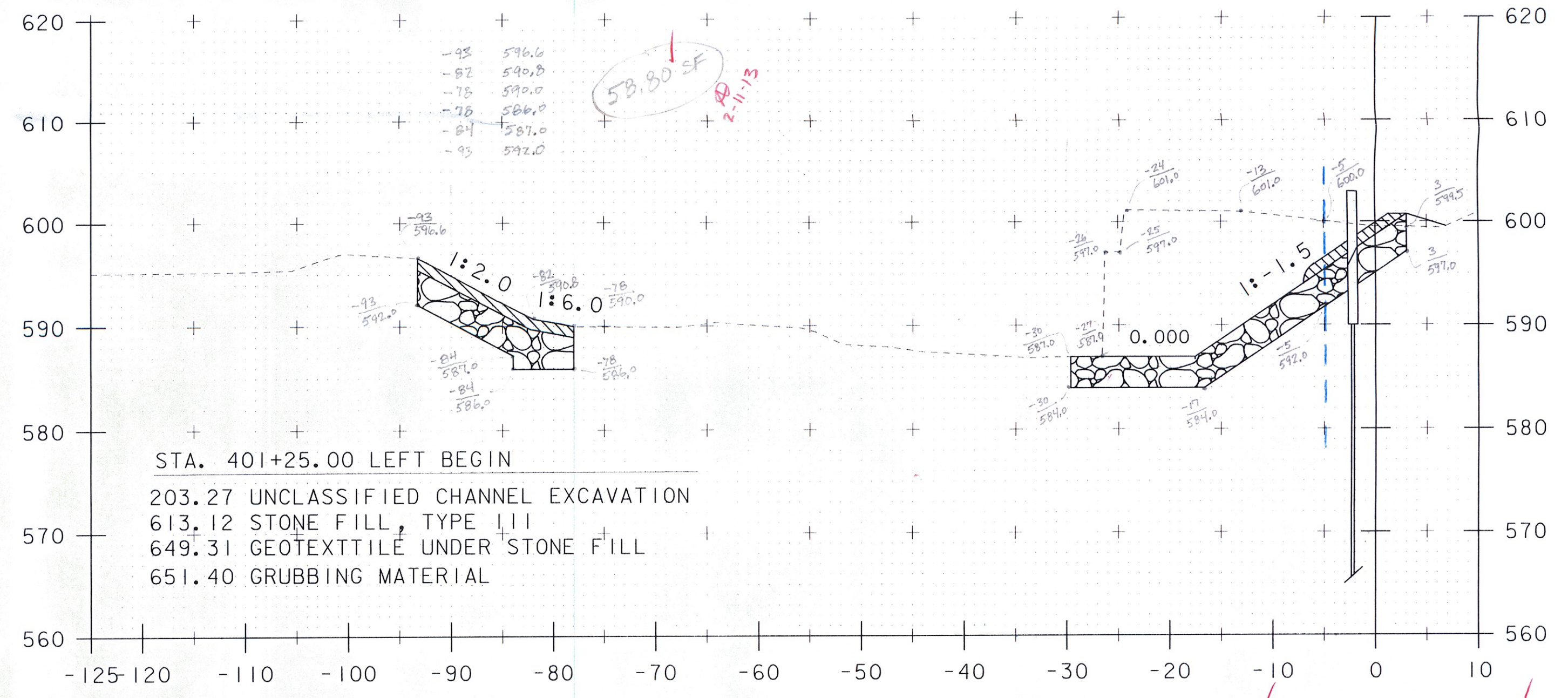
401+00



400+75



401+50



401+25

400+75	400+77
19	590.5
20	590.5
21	590.5
22	590.5
23	590.5
24	590.5
25	590.5
26	590.5
27	590.5
28	590.5
29	590.5
30	590.5
31	590.5
32	590.5
33	590.5
34	590.5
35	590.5
36	590.5
37	590.5
38	590.5
39	590.5
40	590.5
41	590.5
42	590.5
43	590.5
44	590.5
45	590.5
46	590.5
47	590.5
48	590.5
49	590.5
50	590.5
51	590.5
52	590.5
53	590.5
54	590.5
55	590.5
56	590.5
57	590.5
58	590.5
59	590.5
60	590.5
61	590.5
62	590.5

PROJECT NAME: BETHEL
 PROJECT NUMBER: BHF 0241(30)
 FILE NAME: sc002xs.dgn
 PROJECT LEADER: M. EVANS-MONGEON
 DESIGNED BY: U. STANLEY
 CHANNEL SECTIONS SHEET 1

PLOT DATE: 31-AUG-2011
 DRAWN BY: U. STANLEY
 CHECKED BY: G. ROKES
 SHEET 63 OF 64