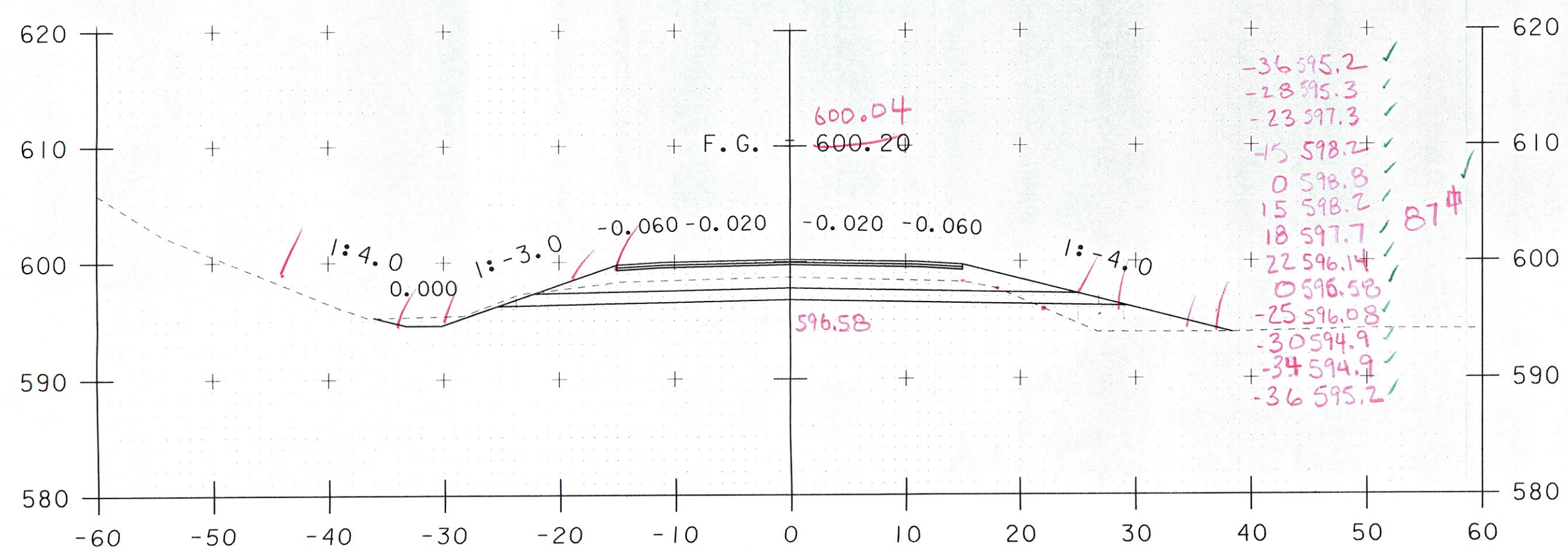


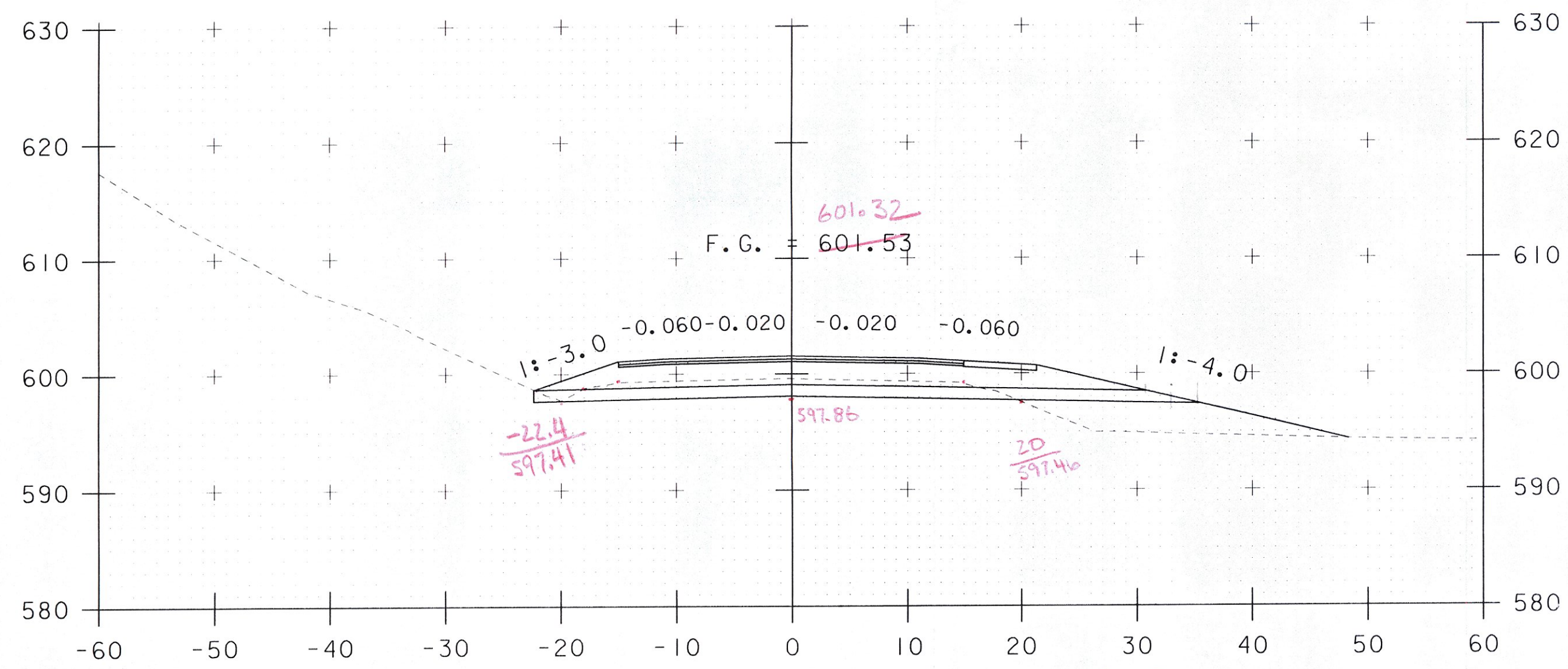
- COMMON EXC
- 40 594.9
  - 36 594.7
  - 30 596.0
  - 15 597.2
  - 0 597.8
  - 15 597.2
  - 19 596.3
  - 22 594.86
  - 0 595.30
  - 32 594.66
  - 37 594.6
  - 40 594.9

107+50



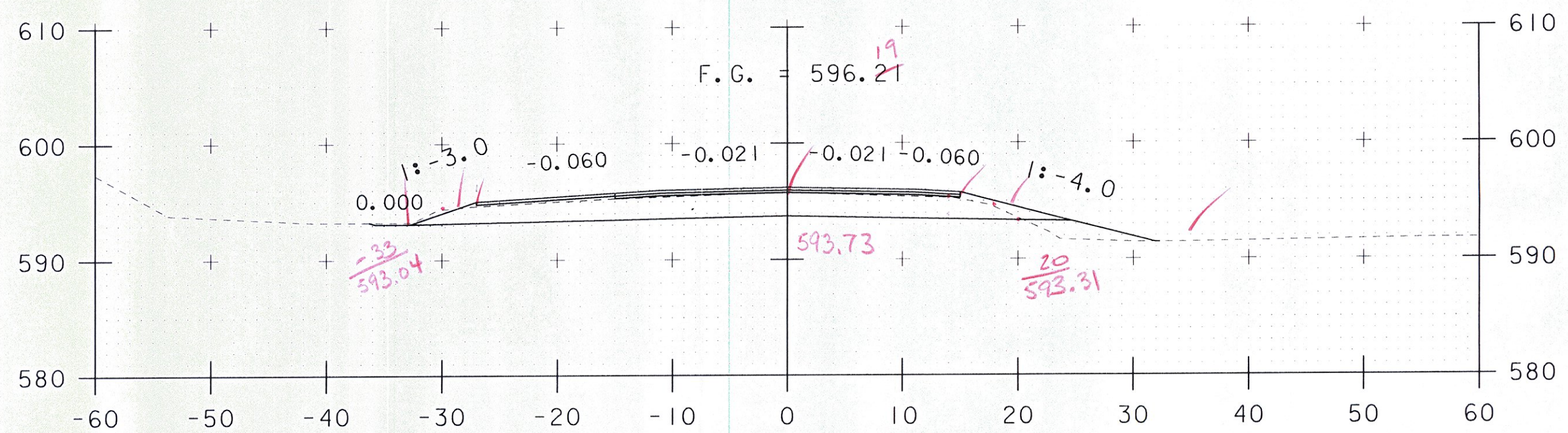
- COMMON EXC
- 36 595.2
  - 28 595.3
  - 23 597.3
  - 15 598.2
  - 0 598.8
  - 15 598.2
  - 18 597.7
  - 22 596.14
  - 0 596.58
  - 25 596.08
  - 30 594.9
  - 34 594.9
  - 36 595.2

107+00



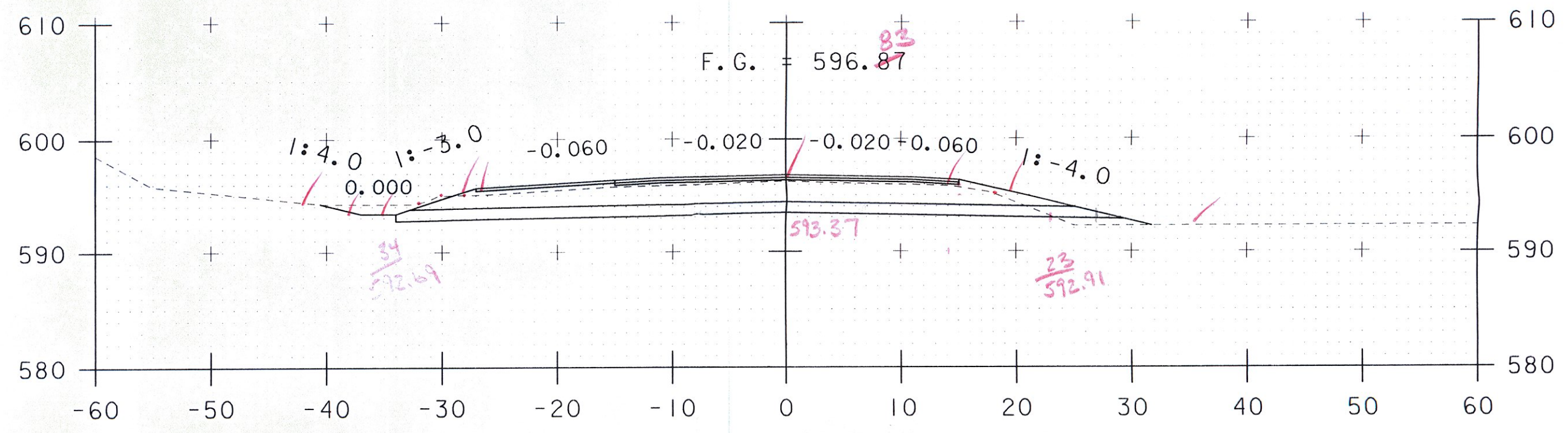
- COMMON EXC
- 22.4 597.41
  - 22.4 598.7
  - 20 597.7
  - 18 598.5
  - 15 597.7
  - 0 599.7
  - 15 599.3
  - 0 597.46
  - 0 597.86
  - 22.4 597.41

106+50



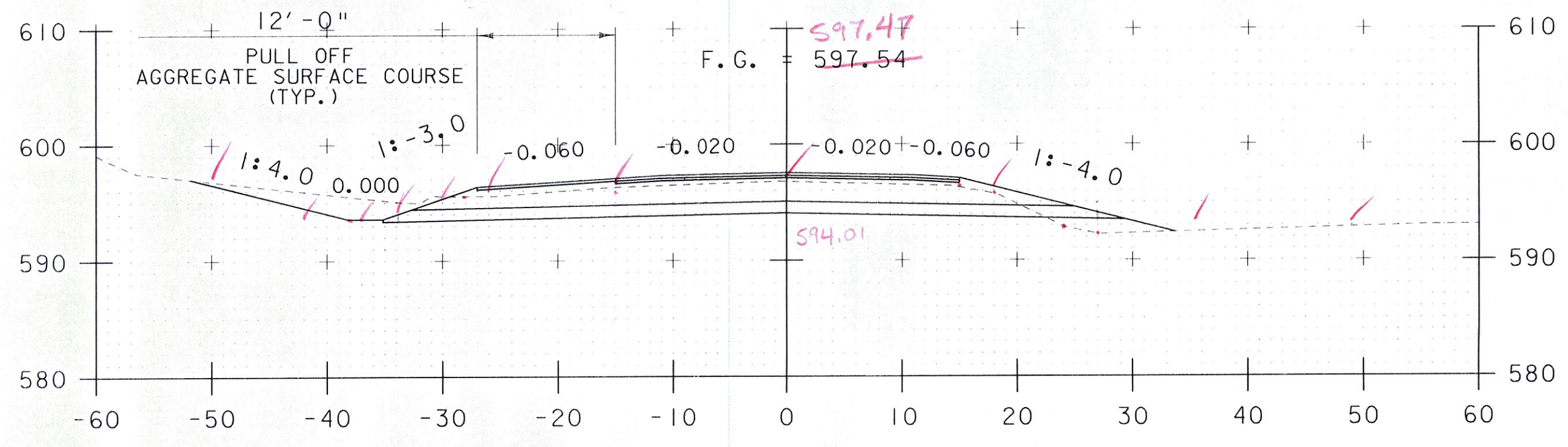
- COMMON EXC
- 33 593.04
  - 30 594.6
  - 10 595.5
  - 0 595.8
  - 14 595.3
  - 18 594.8
  - 20 593.31
  - 0 593.73
  - 33 593.04

108+50



- COMMON EXC
- 40 594.2
  - 32 594.3
  - 30 595.0
  - 28 595.0
  - 0 596.3
  - 15 596.0
  - 18 595.1
  - 23 592.91
  - 0 593.37
  - 34 592.69
  - 34 593.2
  - 38 593.2
  - 40 594.2

108+25  
END PROJECT



- COMMON EXC.
- 35 593.31
  - 35 593.5
  - 38 593.5
  - 50 597.0
  - 32 595.0
  - 31 595.7
  - 28 595.5
  - 15 596.2
  - 0 596.8
  - 15 596.2
  - 18 595.8
  - 23 593.55
  - 0 594.01
  - 35 593.31

108+00

PROJECT NAME: BETHEL	PROJECT NUMBER: BHF 0241(30)
FILE NAME: sc002xs.dgn	PLOT DATE: 31-AUG-2011
PROJECT LEADER: M. EVANS-MONGEON	DRAWN BY: U. STANLEY
DESIGNED BY: U. STANLEY	CHECKED BY: G. ROKES
MAINLINE SECTIONS SHEET 5	SHEET 60 OF 64

PHD  
1-24-13