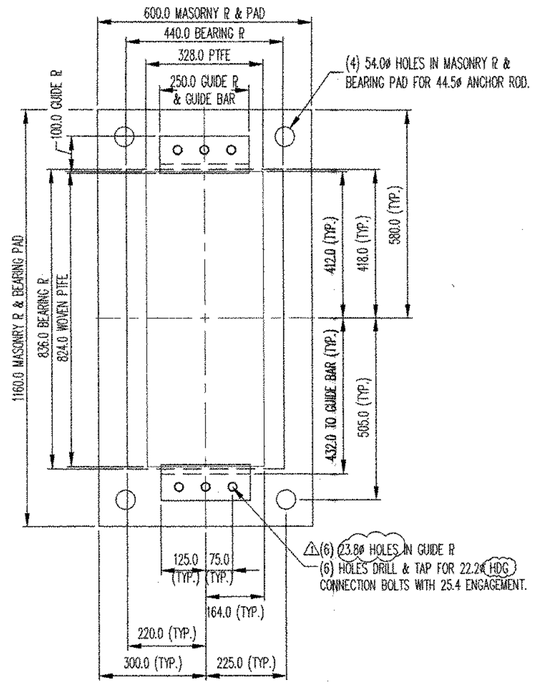

2–MASONRY PLATE ASSEMBLY

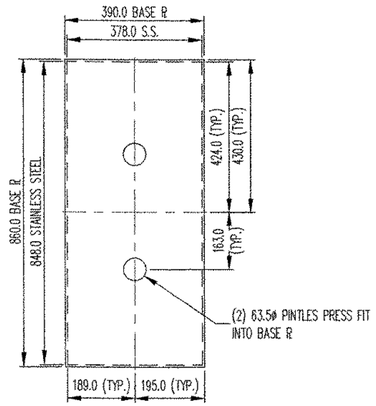

2–BASE PLATE ASSEMBLY

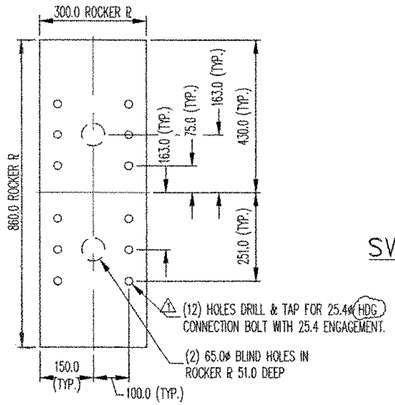

2–ROCKER PLATE

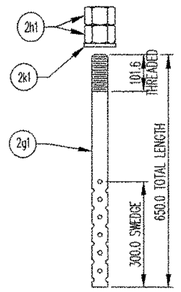

SWEDGE ANCHOR ROD DETAIL

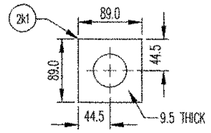

WASHER PLATE DETAIL

MK	QTY.	DESCRIPTION	MATERIAL	LENGTH	REMARKS	PART NO.
2A	2	ROCKER PLATE				
2pl1	2	102.0 X 860.0	A709 GR 50W	300.0	450.0 RADIUS, GALV. A123	
2B	2	MASONRY PLATE ASSEMBLY				
2b1	4	63.5ø	A709 GR 50W	70.0	PRESS FIT, GALV. A123	
2b2	4	20.0 X 100.0	A709 GR 50W	250.0	HOLES, GALV. A123	
2b3	4	273.5 X 75.0	A709 GR 50W	250.0	HOLES, GALV. A123	
2b4	2	2.0 X 824.0	D4441	328.0	VIRGIN PTFE MOLTIFILAMENT & OTHER FIBERS	
2b5	2	16 GA X 848.0	A240 TYPE 304	378.0	#8 MIRROR FINISH	
2bp1	2	153.0 X 860.0	A709 GR 50W	390.0	HOLES, GALV. A123	
2mp1	2	102.0 X 1160.0	A709 GR 50W	600.0	HOLES, GALV. A123	
2pl2	2	9.0 X 836.0	A709 GR 50W	440.0	GALV. A123	
2C	2	BEARING PAD				
2c1	2	9.5 X 1160.0	NEOPRENE	600.0	HOLES, SHIPPED LOOSE, 50±5 DURO	
2D	12	CONNECTION BOLT				
2d1	12	22.2ø	A325	44.5	GALV. A153	
2F	24	CONNECTION BOLT				
2f1	24	25.4ø	A325	127.0	GALV. A153	
2G	8	SWEDGE ANCHOR ROD				
2g1	8	44.5ø	A449	650.0	101.6 THREADED, 300.0 SWEDGE, GALV. A153	
2H	16	HEAVY HEX NUT				
2h1	16	44.5ø	A563–DH	–	GALV. A153	
2K	8	WASHER PLATE				
2k1	8	9.5 X 89.0	A36	89.0	GALV. A123	

NOTE: ALL MATERIALS SPECIFICATION DESCRIPTIONS ARE ASTM, UNLESS OTHERWISE NOTED.
ALL DIMENSIONS ARE IN MILLIMETERS, UNLESS OTHERWISE NOTED.

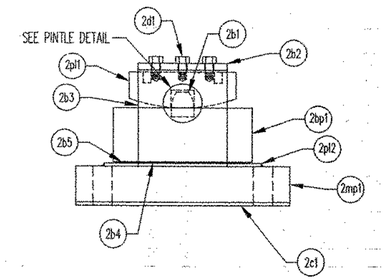

ASSEMBLY VIEW

STEEL EXPANSION BEARING
(2) REQ'D. @ SOUTH ABUTMENT
(2) REQ'D TOTAL

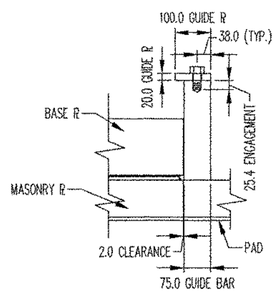

SECTION 'A–A'

LOAD TABLE

LOAD DATA	7657–1121–2
VERTICAL LOAD (kN)	2970
HORIZONTAL LOAD TRANSVERSE (kN)	209
HORIZONTAL LOAD LONGITUDINAL (kN)	---

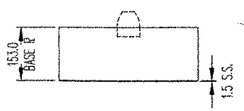

SIDE VIEW

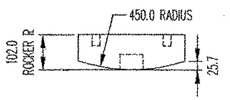

SIDE VIEW

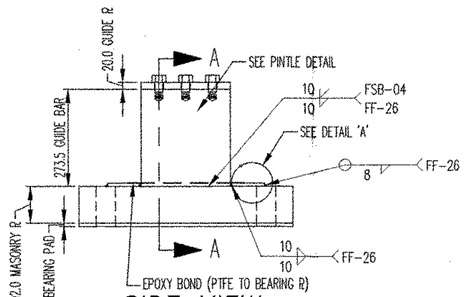

SIDE VIEW

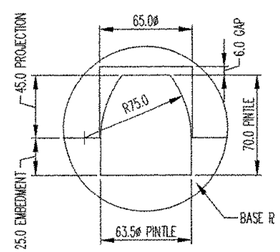

PINTLE DETAIL

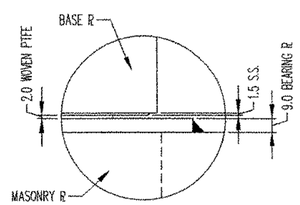

DETAIL 'A'

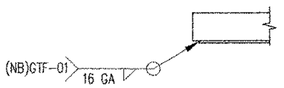

STAINLESS STEEL WELD DETAIL

FOR GENERAL NOTES SEE SHEET GN

REV.	DESCRIPTION	DATE	DET.	CKD.

PROJECT NH 010-2(2)
DATE 4/30/03
☒ APPROVED AS NOTED
☐ APPROVED AS NOTED, RESUBMIT FOR FINAL REVIEW WITH CORRECTIONS MADE.
☐ NOT APPROVED, RESUBMIT WITH CORRECTIONS MADE.
BY Jmk DATE 5/8/03

D.S. BROWN
300 E. CHERRY STREET
NORTH BALTIMORE, OHIO 45872
419.257.3561
FAX: 419.257.0332
4201 NOREX DRIVE
CHASKA, MINNESOTA 55318
952.368.3000
FAX: 952.448.7000
DSBROWN.COM

LOCATION — VT ROUTE 9
BRIDGE — 62.56
PROJECT — NH 010–2(2)
DESIGNER — CONSULTING ENGINEERS
CUSTOMER — JA MCDONALD

ITEM	QUANTITY
7652–1121–2	2 OF 2

DESCRIPTION: STEEL ROCKER BEARING
WINDHAM COUNTY, VERMONT

SCALE:	DRAWN BY:	CHECKED BY:	DATE:
N.T.S.	B.COPPUS	E.KELLEY	3/20/03

PROJECT NUMBER	PRODUCT CODE	RELEASE	SHEET
7657	1121	1	2

184 BB