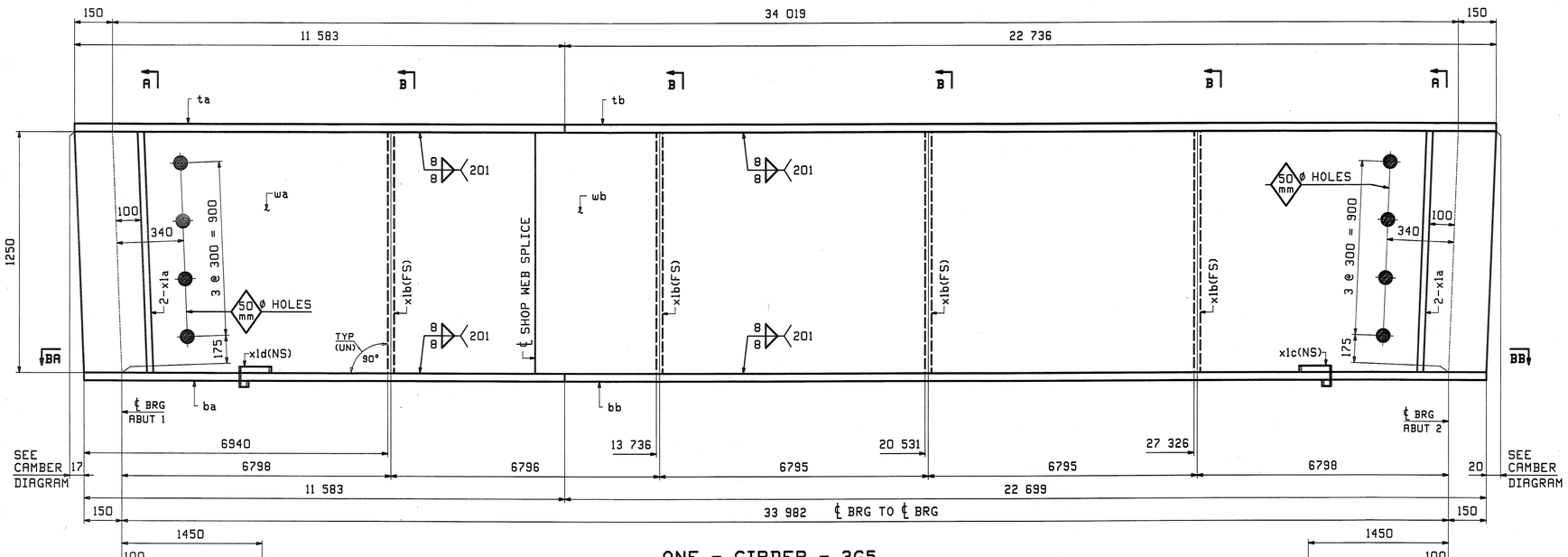

ONE - GIRDER - 3G5

FOR GIRDER STANDARDS SEE DRAWINGS X1.
FOR CAMBER & FLANGE DIAGRAMS SEE DRAWING C1.
FOR GENERAL NOTES & WELD PROCEDURES SEE DRAWING GN1.
H2-3 DENOTES MATERIAL SUBJECT TO CHARPY V-NOTCH TESTING.

SECTION BA

SECTION BB

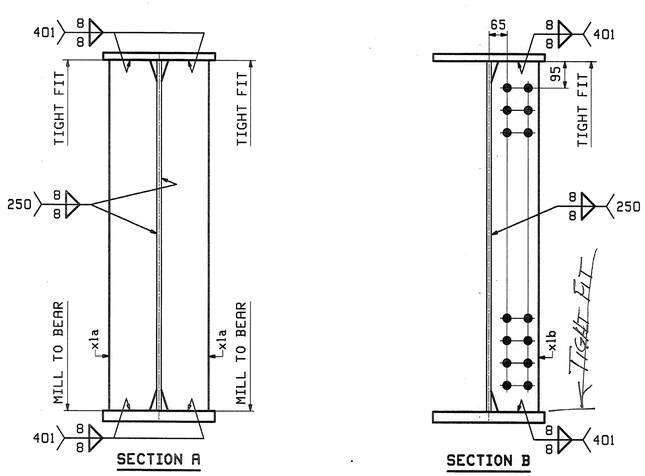

SECTION A

SECTION B

ABM INFO		SHIP	BILL OF MATERIAL					JOB NO.	DRAWING NO.	REV.
								368	3	
PAGE	LINE	MARK	QTY	MARK	MATERIAL	LENGTH m	LENGTH mm	REMARKS	WT	PROCUREMENT NOTES
		3G5	1		GIRDER				12429 kg 27401 lbs	
1	G		1	wa	PL 16x1250	10	688	(M270M-345WT2)	(H2-3)	
1	E		1	wb	PL 16x1250	23	634	(M270M-345WT2)	(H2-3)	
1	L		1	ta	PL 25x400	11	583			
1	J		1	tb	PL 25x400	22	736			
1	C		1	ba	PL 38x400	11	583	(M270M-345WT2)	(H2-3)	
1	A		1	bb	PL 38x400	22	699	(M270M-345WT2)	(H2-3)	
2	B		4	x1a	PL 22x170	1	250	MIE		
2	C		4	x1b	PL 16x170	1	250			
2	D		1	x1c	PL 6x88	0	275			
2	D		1	x1d	PL 6x88	0	275			

RECEIVED
CK'D BY RCW OK'D BY
JUL 0 1 2008
RESUBMIT APPROVED As Noted
BY RCW DATE 7/3/08

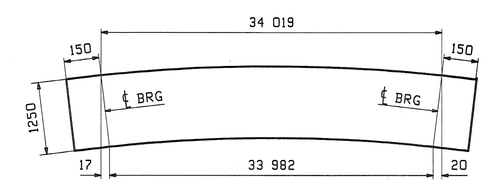

ORIENTATION DIAGRAM
FOR CAMBER SEE DWG C1

REV.	DATE	REMARKS	DWN	CHK	APVL	SHOP
0					5/20/08	

MATERIAL: M270M-345W (UN) | SURFACE PREP. & PAINT: AS NOTED ON GN1 | HOLES: 15/16 ø | SHOP BOLTS: NONE

DESCRIPTION: GIRDER - 3G5

CASCO BAY STEEL STRUCTURES, INC.
75 SPRING HILL ROAD SACO, MAINE 04072
PHONE (207) 282-7360 FAX. (207) 282-1179
TENSOR 2788

STRUCTURE:	US 7 over EAST CREEK BRIDGE NO 103 RUTLAND COUNTY, VERMONT	DRAWN: JTB	DATE: 04/19
		CHKD: JF	DATE: 05/16
LOCATION:	TOWN OF RUTLAND	JOB NO.	DWG NO.
PROJ NO.	BRF 019-3(48)	368	3
CUSTOMER:	VERMONT AOT		REV.

JTB Thu May 15 13:38:22 EDT 2008 /home/jobs/2368/3 Rev0