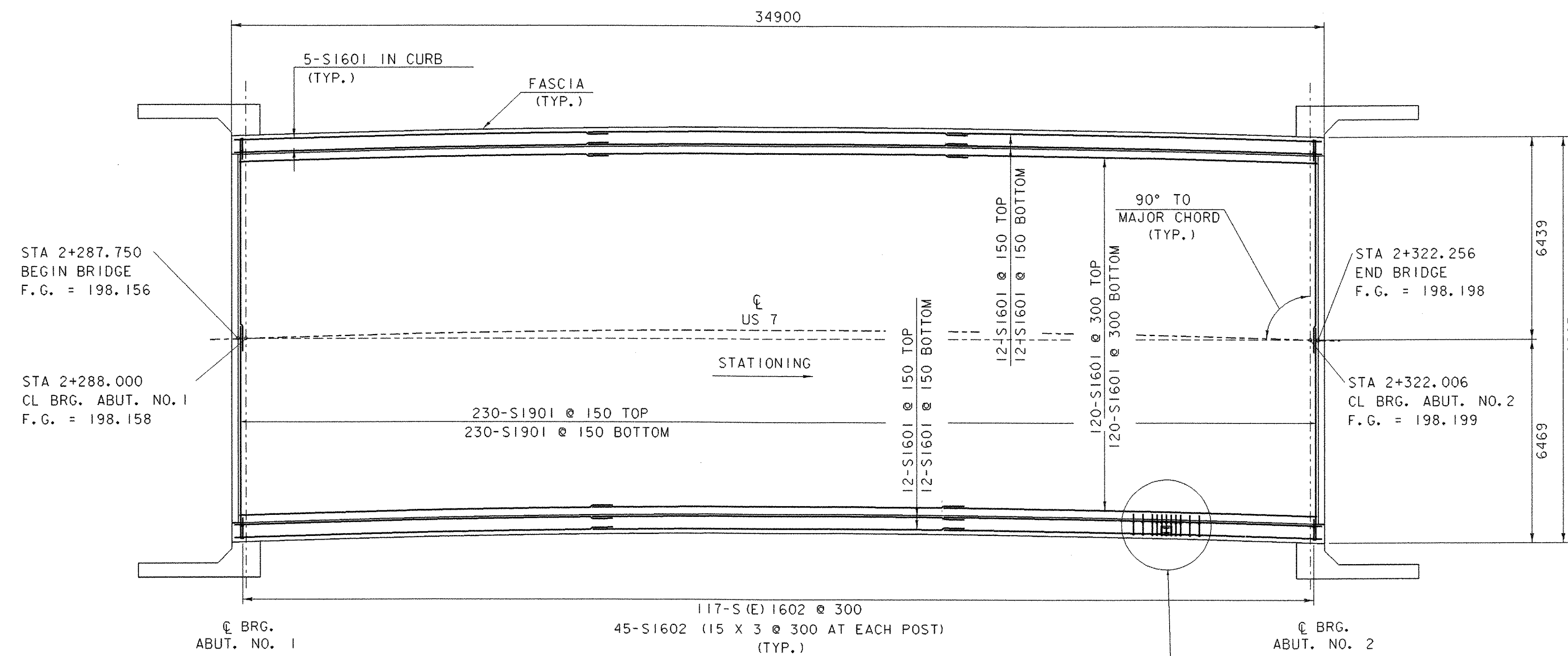
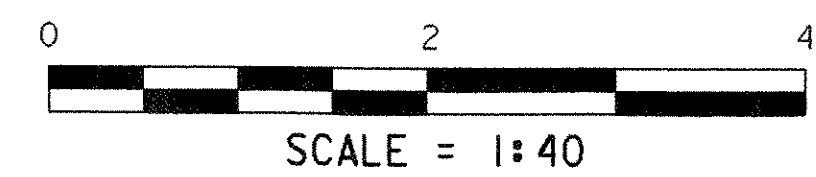
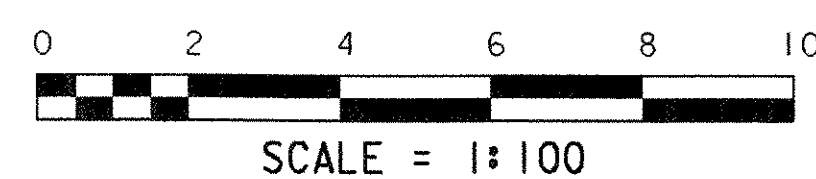


DECK TYPICAL SECTION @ MIDSPAN



DECK REINFORCING PLAN



3-S1602 @ EACH POST  
SEE BRIDGE RAILING DETAIL SHEET BRIM  
SHEET 58  
(TYP.)

**NOTE:**

- NF = NEAR FACE
  - FF = FAR FACE
  - EF = EACH FACE
  - ▲ = CUT TO FIT IN FIELD
- 75 COVER UNLESS OTHERWISE SPECIFIED ON THE PLANS.  
660 MIN. LAP LENGTH UNLESS OTHERWISE SPECIFIED ON THE PLANS

**SUPERSTRUCTURE  
DECK TYPICAL SECTION & PLAN**

PROJECT NAME: RUTLAND TOWN  
PROJECT NUMBER: BRF 019-3(48)

FILE NAME: sb172spl1  
PROJECT LEADER: R.WHITCOMB  
DESIGNED BY: T. LACKEY  
95b172/structures/sb172sup.dgn

PLOT DATE: 11-MAR-2008  
DRAWN BY: D. PETERSON  
CHECKED BY: R.WHITCOMB  
SHEET 46 OF 75