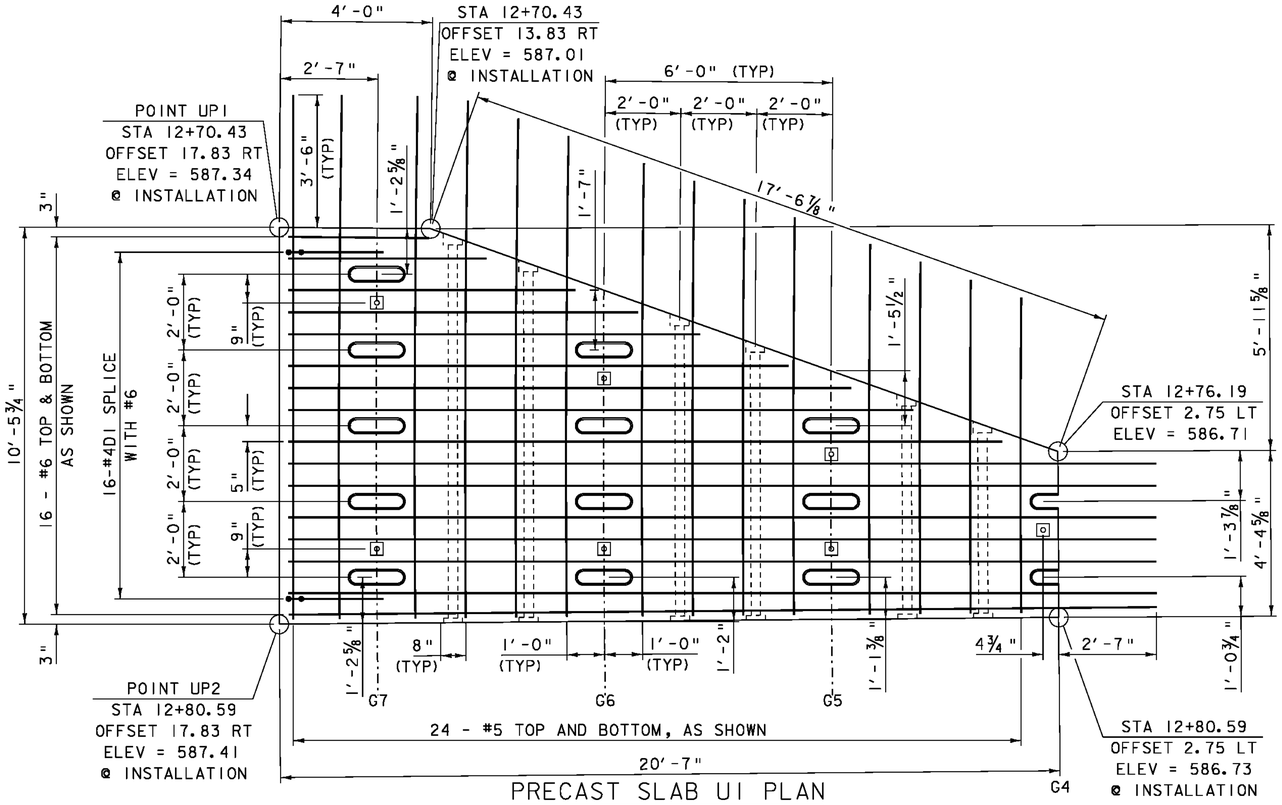

PRECAST SLAB U1 PLAN

SCALE ½" = 1'-0"

FLOW

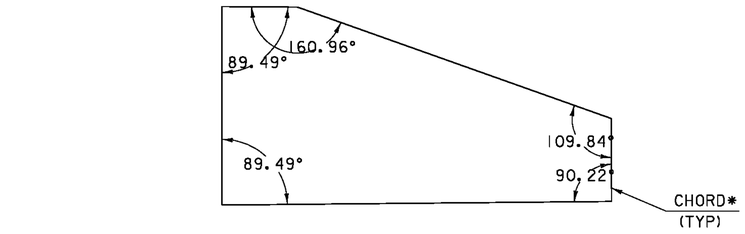

U1 ANGLES

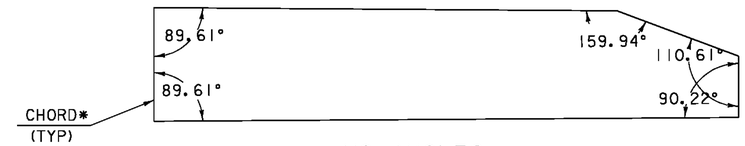

U2 ANGLES

* ANGLES ARE IN REFERENCE TO THE CHORD BETWEEN POINTS OF CURVATURE AT THE CORNERS. THE SLAB FASCIAS SHALL BE FORMED RADIAL.

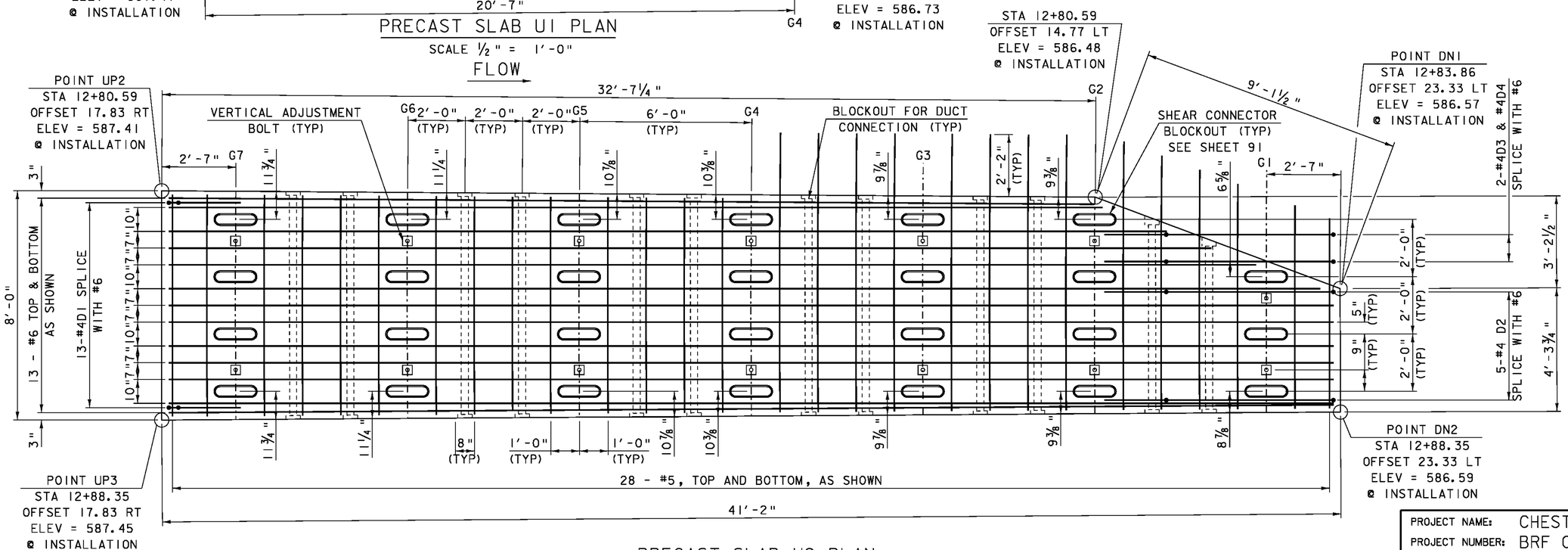

PRECAST SLAB U2 PLAN

SCALE ½" = 1'-0"

FLOW

NOTE:

NF = NEAR FACE
FF = FAR FACE
EF = EACH FACE
▲ = CUT TO FIT IN FIELD
3" CLEAR, UNLESS OTHERWISE SPECIFIED ON THE PLANS.
2'-2" BAR LAP UNLESS OTHERWISE SPECIFIED ON THE PLANS.

SCALE ½" = 1'-0"

1 0 1 2

PROJECT NAME: CHESTER	
PROJECT NUMBER: BRF 025-1(37)	
FILE NAME: 95b168\s95b168deckpanels.dgn	PLOT DATE: 21-SEP-2010
PROJECT LEADER: C.P.WILLIAMS	DRAWN BY: D.D.BEARD
DESIGNED BY: H.I.SALLS	CHECKED BY: R.S.YOUNG
BRIDGE 9 PRECAST DECK SLAB DETAILS 1	SHEET 87 OF 124