

DURABLE 4 INCH WHITE LINE (SEE OPTION ITEMS)
 STA. 448+25 - STA. 453+75 (SOLID LT & RT)
 (WITH EDGELINE BREAKS AT TH #34)
 STA. 453+25 RT (EDGELINES TH #34)

TEMPORARY 4 INCH WHITE LINE, PAINT
 STA. 448+25 - STA. 453+75 (SOLID LT & RT)
 (WITH EDGELINE BREAKS AT TH #34)
 STA. 453+25 RT (EDGELINES TH #34)

DURABLE 4 INCH YELLOW LINE (SEE OPTION ITEMS)
 STA. 448+25 - STA. 453+50 (SOLID LT & RT)
 (WITH CENTERLINE BREAKS AT TH #34)
 STA. 453+25 RT (CENTERLINE TH #34)
 STA. 453+50 - STA. 453+75 (SOLID LT, DASHED RT)

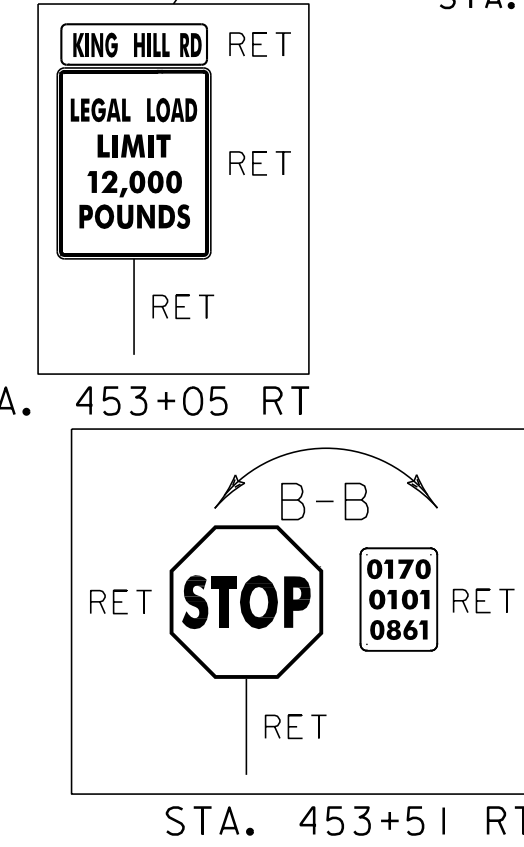
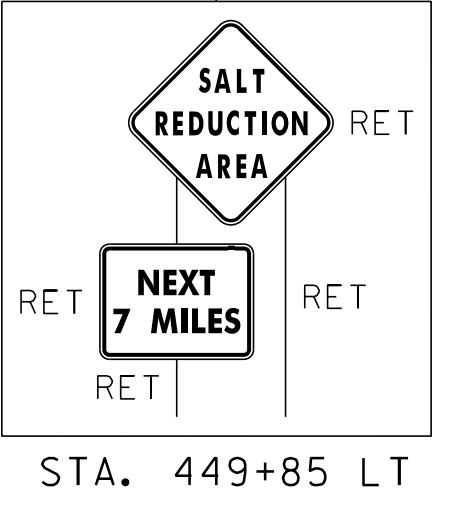
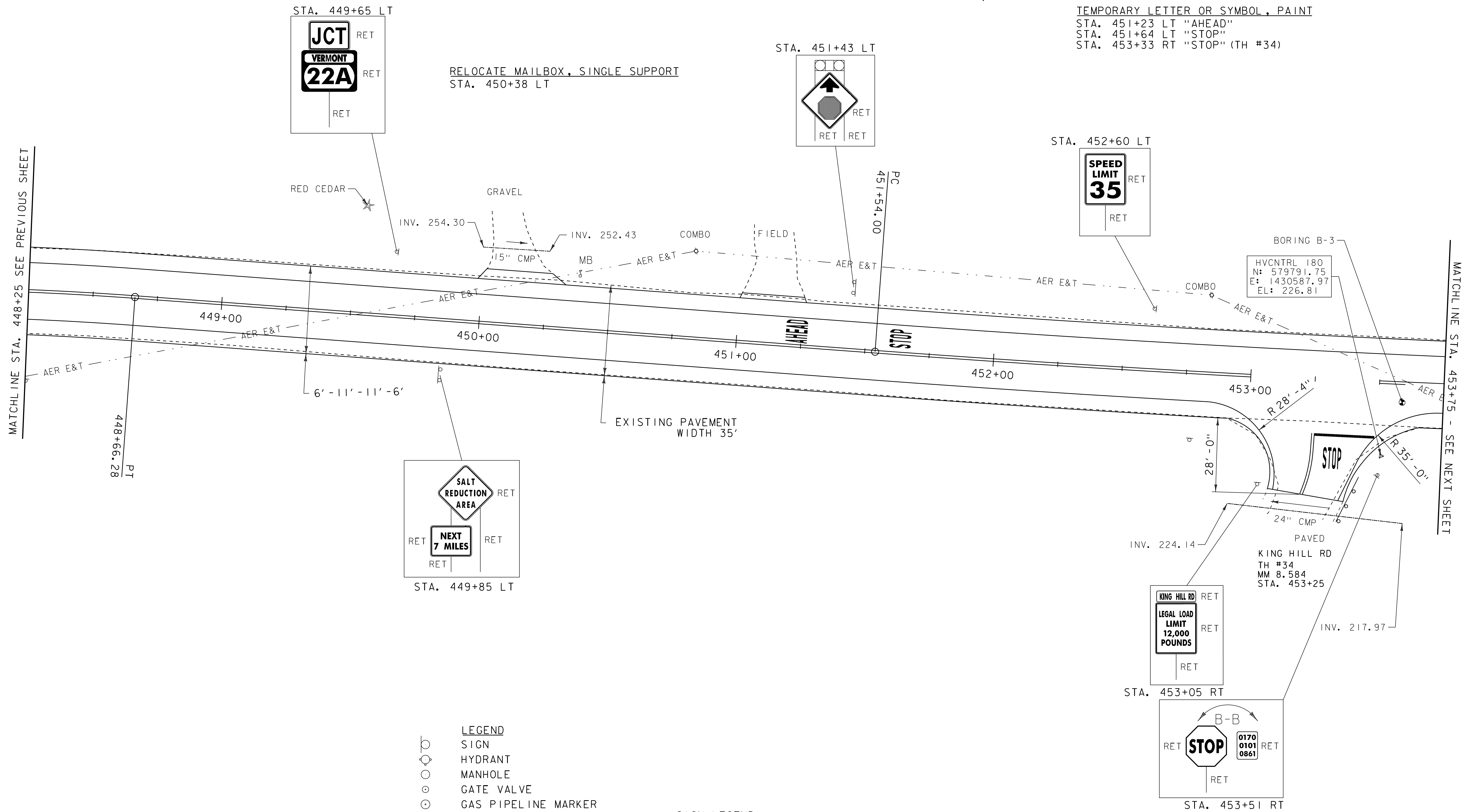
TEMPORARY 4 INCH YELLOW LINE, PAINT
 STA. 448+25 - STA. 453+50 (SOLID LT & RT)
 (WITH CENTERLINE BREAKS AT TH #34)
 STA. 453+25 RT (CENTERLINE TH #34)
 STA. 453+50 - STA. 453+75 (SOLID LT, DASHED RT)

DURABLE 24 INCH STOP BAR (SEE OPTION ITEMS)
 STA. 453+26 - STA. 453+49 RT (TH #34)

DURABLE LETTER OR SYMBOL (SEE OPTION ITEMS)
 STA. 451+23 LT "AHEAD"
 STA. 451+64 LT "STOP"
 STA. 453+33 RT "STOP" (TH #34)

TEMPORARY 24 INCH STOP BAR, PAINT
 STA. 453+26 - STA. 453+49 RT (TH #34)

TEMPORARY LETTER OR SYMBOL, PAINT
 STA. 451+23 LT "AHEAD"
 STA. 451+64 LT "STOP"
 STA. 453+33 RT "STOP" (TH #34)



- LEGEND**
- SIGN
 - ⊕ HYDRANT
 - MANHOLE
 - ⊙ GATE VALVE
 - ⊙ GAS PIPELINE MARKER
 - ⊠ CATCH BASIN / DROP INLET
 - CURB INLET
 - ⊙ BORING LOCATION
 - ⊕ MAILBOX
 - ⊕ UTILITY POLE
 - ⊙ FLUSHING BASIN

- SIGN LEGEND**
- R = REMOVE
 - R&S = REMOVE AND SALVAGE
 - RET = RETAIN
 - S = SALVAGE
 - N = NEW
 - B-B = BACK TO BACK

DATUM
 NAVD 88
 NAD 83

SCALE 1" = 20'-0"
 20 0 20

PROJECT LAYOUT SHEET 2	PROJECT NAME: ADDISON - NEW HAVEN
	PROJECT NUMBER: STP 9632(1)
	FILE NAME: p95B076.dgn
	PLOT DATE: 3/13/2012
	PROJECT LEADER: CDL
	DESIGNED BY: SJL
	PLOT FILE: p95B076.25.1
	DRAWN BY: SJL
	CHECKED BY: EPD
	SHEET 25 OF 186