

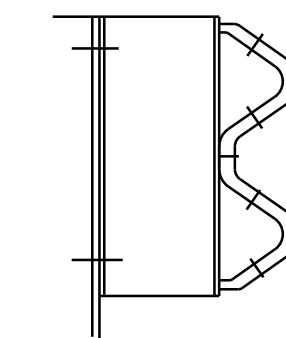
REDUCED POST SPACING GUARDRAIL DETAIL

OBJECTS WITHIN 4' OF GUARDRAIL

WALTHAM
 STA. c 13+26 LT
 STA. c 16+43 LT

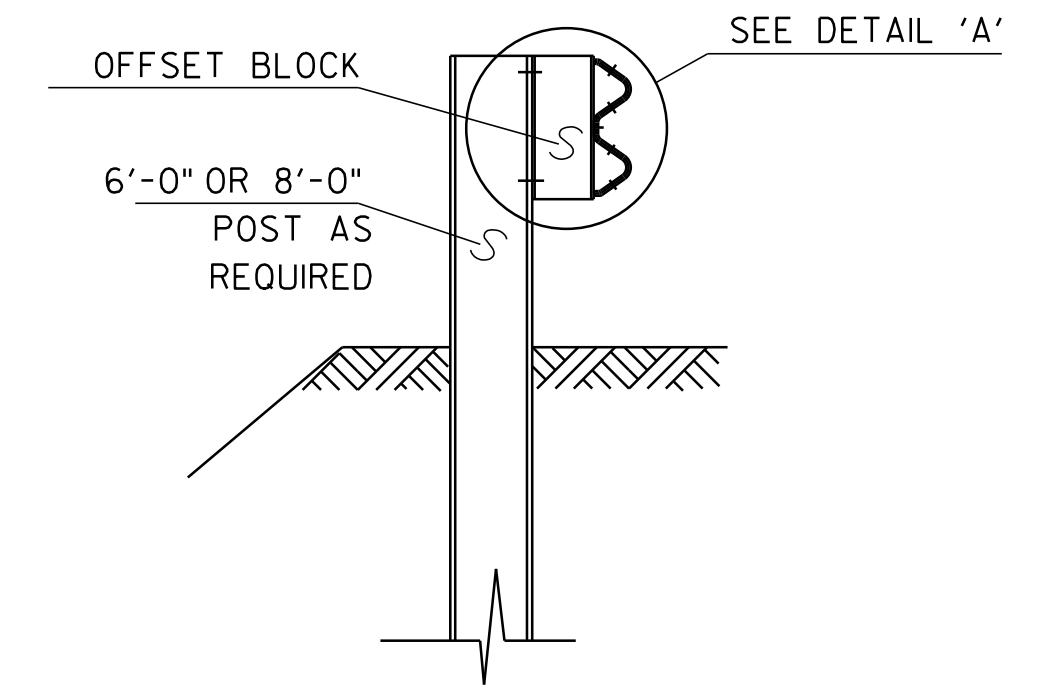
NOTES:

1. SEE STANDARDS G-1 & G-ID FOR STEEL BEAM GUARD RAIL DETAILS.
2. THIS WORK SHALL BE PAID UNDER ITEM 621.207 "STEEL BEAM GUARD RAIL, GALVANIZED/NESTED W/8 FEET POSTS".
3. THIS DETAIL TO BE USED AT LOCATIONS INDICATED ON THIS SHEET OR AS DIRECTED BY THE ENGINEER.

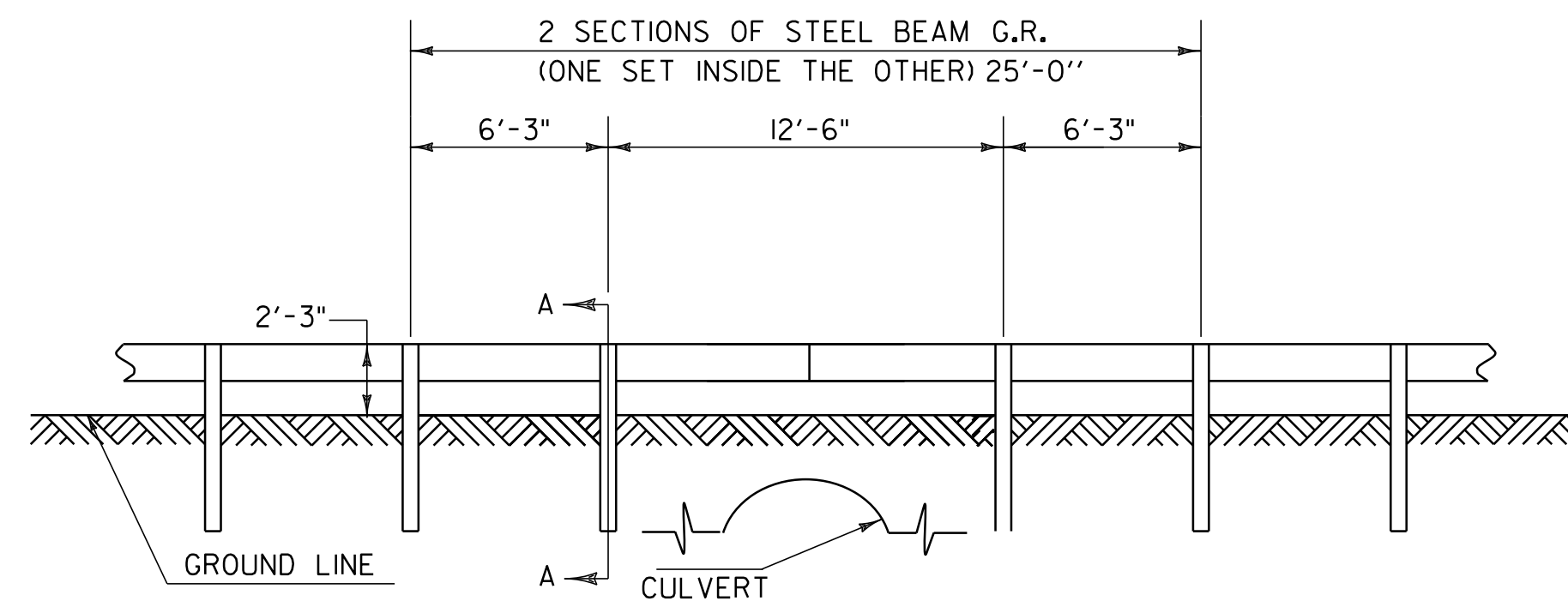


2 SECTIONS OF STEEL BEAM GUARD RAIL (ONE SECTION INSIDE THE OTHER)

DETAIL A

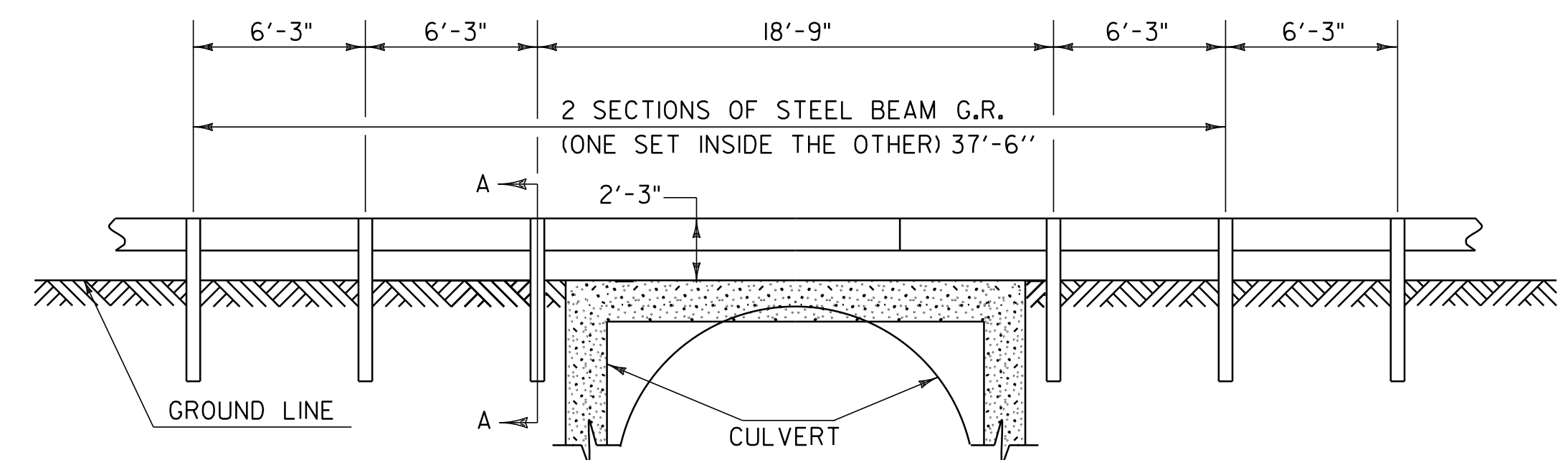


SECTION A-A



DETAIL OF STEEL BEAM GUARD RAIL AT SMALL CULVERTS

ADDISON
 STA. 481+33
 STA. 494+84
 STA. 521+26
 NEW HAVEN
 STA. b 44+22
 NEW HAVEN
 STA. d 123+17



DETAIL OF STEEL BEAM GUARD RAIL AT LARGE CULVERTS

NEW HAVEN
 STA. b 85+15
 STA. b 95+81

DETAILS ARE NOT TO SCALE

CULVERT SPANNING DETAIL SHEET

PROJECT NAME: ADDISON - NEW HAVEN

PROJECT NUMBER: STP 9632(1)

FILE NAME: p95B076.dgn

PROJECT LEADER: CDL

DESIGNED BY: VAOT

PLOT FILE: p95B076_7.i

PLOT DATE: 3/13/2012

DRAWN BY: VAOT

CHECKED BY: EPD

SHEET 7 OF 186