FED. ROAD DIV. No.	STATE	FEDERAL PROJECT No.	SHEET	TOTAL SHEETS
	VERMONT	I 89-3 (12)		

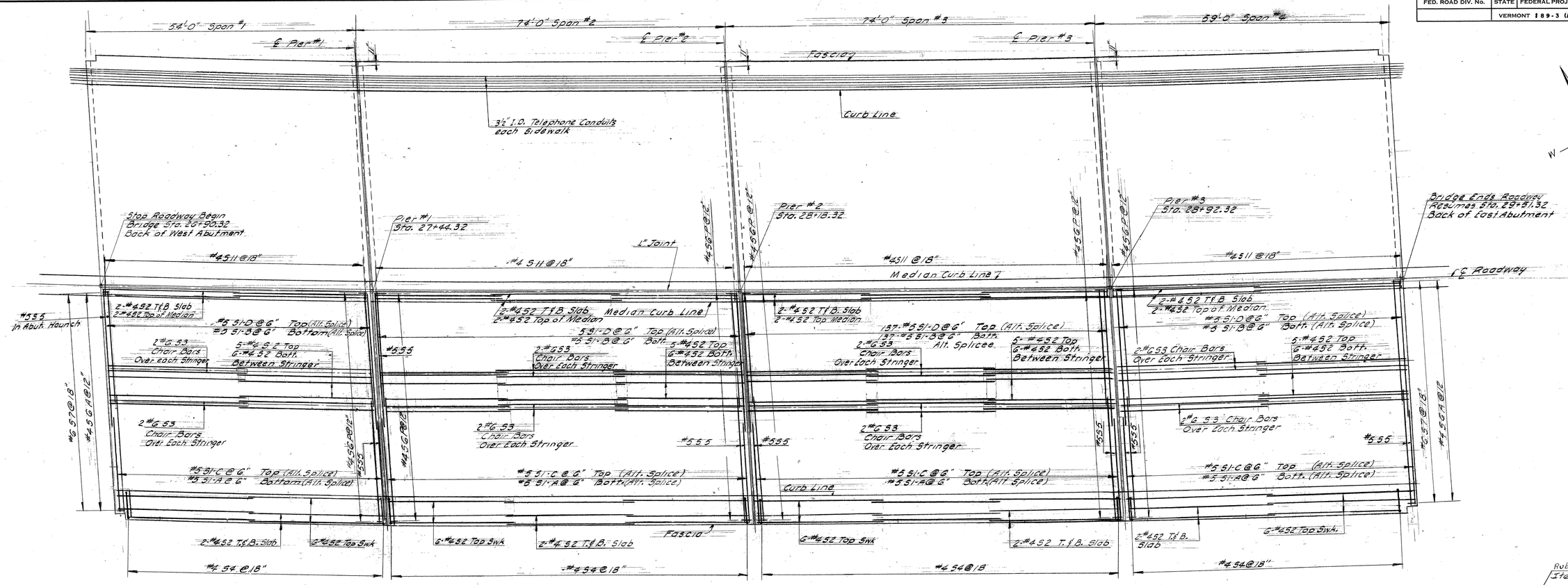

SLAB REINFORCING PLAN

SCALE 1"=10'

NOTES

1. For General Notes see Br 1
2. Slab reinforcement symmetrical about ℄ roadway
3. For superstructure details see SCB-42-60

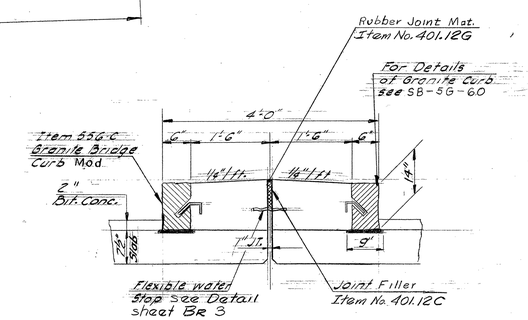

DETAIL A-A

SCALE 3/4"=1'-0"

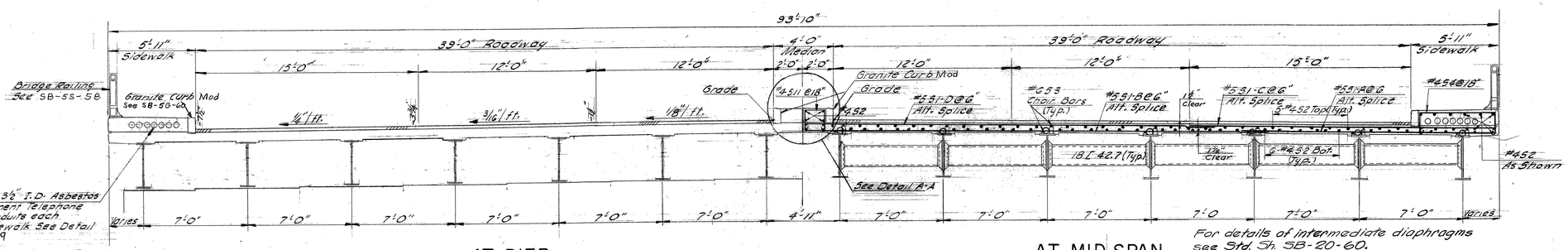

AT PIER

For details of diaphragms at piers see Std. Sh. SCB-D-60.

TYPICAL SECTION

SCALE 1/4"=1'-0"

AT MID SPAN

For details of intermediate diaphragms see Std. Sh. SB-20-60.

ESTIMATED QUANTITIES

ITEM#	ITEM	UNIT	NEAT	OVERRUN	TOTAL	FINAL
561B	Bituminous Conc. Pavement (Mod)	Ton	256	38	294	* 0
401B	Concrete Class B (Mod.)	C.Y.	819	41	860	813
402	Reinforcing Steel	Lb	See Sh. Br. 11			
556.C	Granite Bridge Curb, Mod	L.F.	1044	—	1044	1,232
572	Bridge Railing	L.F.	511	—	511	511
*	Includeded in Roadway Quantity					

SOUTH BURLINGTON IM DECK(36)
FOR REFERENCE ONLY - BRIDGE 68

SHEET 61 OF 75

STATE OF VERMONT
DEPARTMENT OF HIGHWAYS

INTERSTATE PROJECT IN THE TOWNS OF SOUTH BURLINGTON

UNDERPASS STA. 2101+78.29
BURLINGTON INTERCHANGE
SLAB PLAN & TYPICAL SECTION

BOSWELL ENGINEERING CO. RIDGEFIELD PARK, N.J.

DRAWN BY R.H.E. IN CHARGE A.J.I.
CHECKED BY A.J.I. DATE SCALE As Shown

PROJECT NO. I 89-3 (12) SHEET 75 OF 175

K+E PHOENIX N160 TRACING SLATE 53124