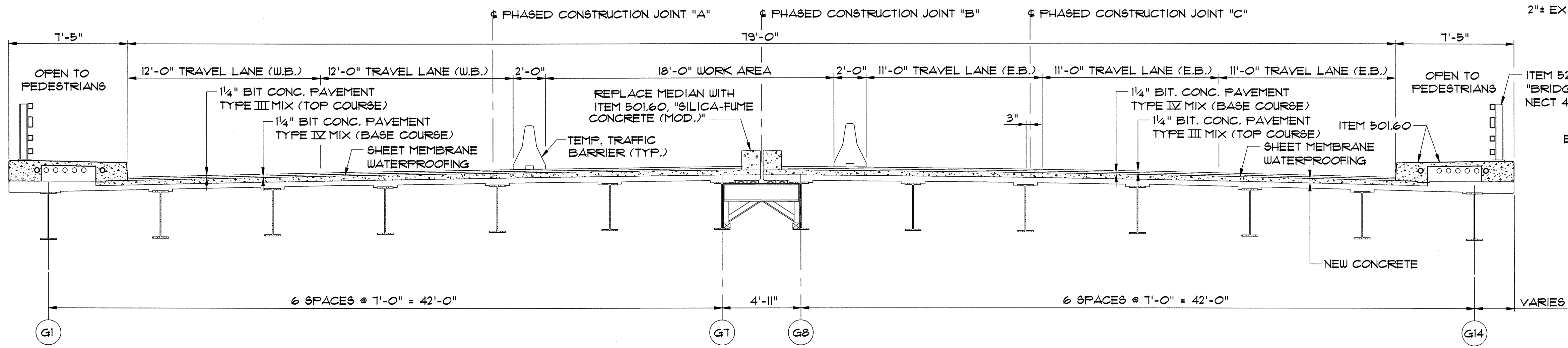
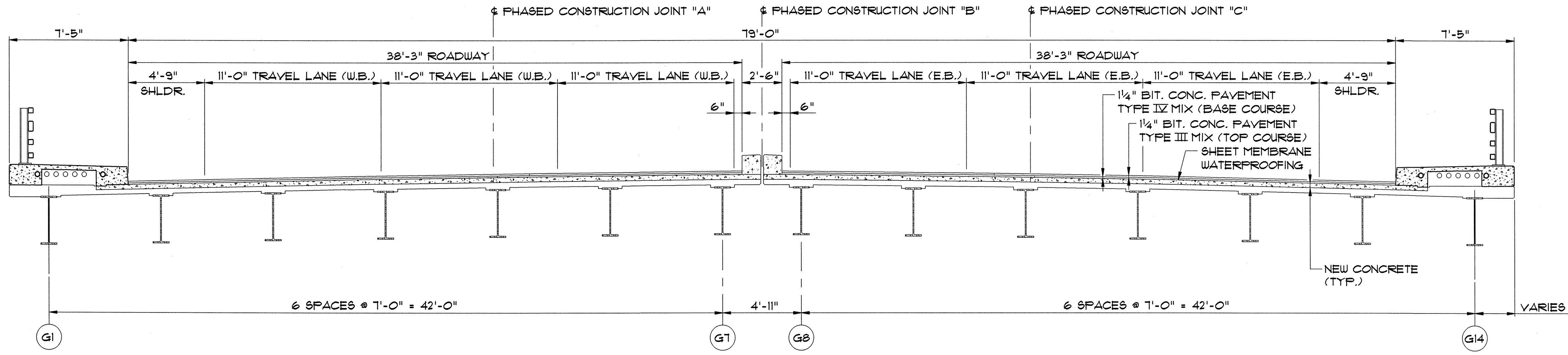


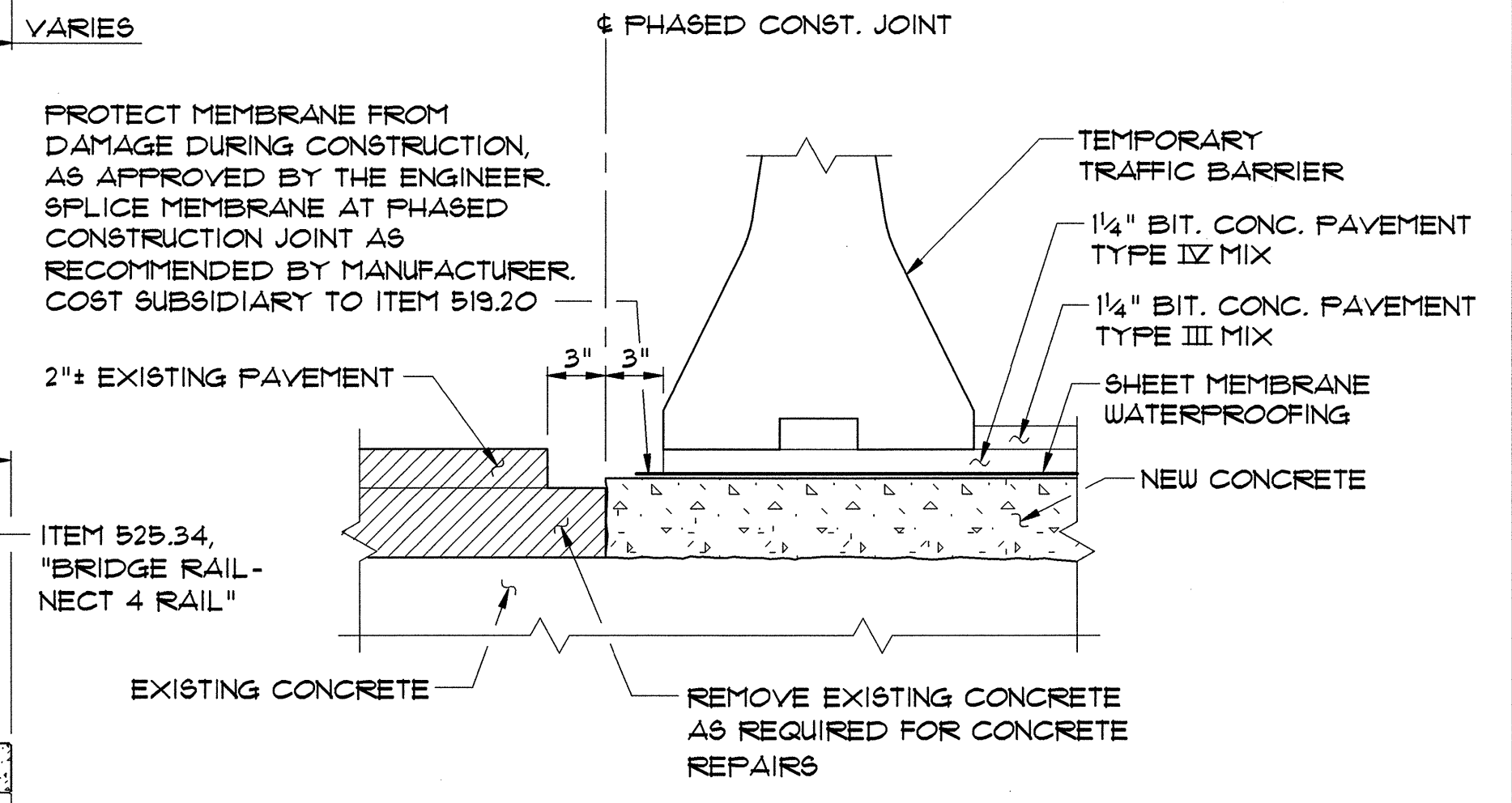
**PHASE 4 SECTION**  
SCALE: 1/4"=1'-0"



**PHASE 5 SECTION**  
SCALE: 1/4"=1'-0"



**COMPLETED SECTION**  
SCALE: 1/4"=1'-0"



**DETAIL B**  
SCALE: 1 1/2"=1'-0"

- DENOTES LIMIT OF REMOVAL
- DENOTES LIMIT OF NEW CONCRETE

**NOTES:**  
1. SEE NOTES ON SHEET II.

<b>STATE OF VERMONT AGENCY OF TRANSPORTATION</b>	
Town Of <b>SOUTH BURLINGTON</b>	Bridge No. <b>68</b>
Highway No. <b>U.S. 2</b>	Log Sta. Surv. Sta.
<b>U.S. 2 OVER I-89</b>	
<b>CONSTRUCTION PHASING (2 OF 2)</b>	
Designed By <b>S.M. HODGDON</b>	Drawn By <b>B.J. MASSE</b>
Checked By <b>T.S. BRYANT</b>	Date <b>2/00</b> Bridge Design Supervisor
Date <b>2/00</b>	
<b>PROJECT</b>	<b>PROJECT NO.</b>
<b>SOUTH BURLINGTON</b>	<b>IM DECK(36)</b>
VHB Cad Drawing No. <b>50329CF2</b>	Date <b>2/00</b>
Bridge Sheet No.	Sheet <b>12</b> of <b>15</b>