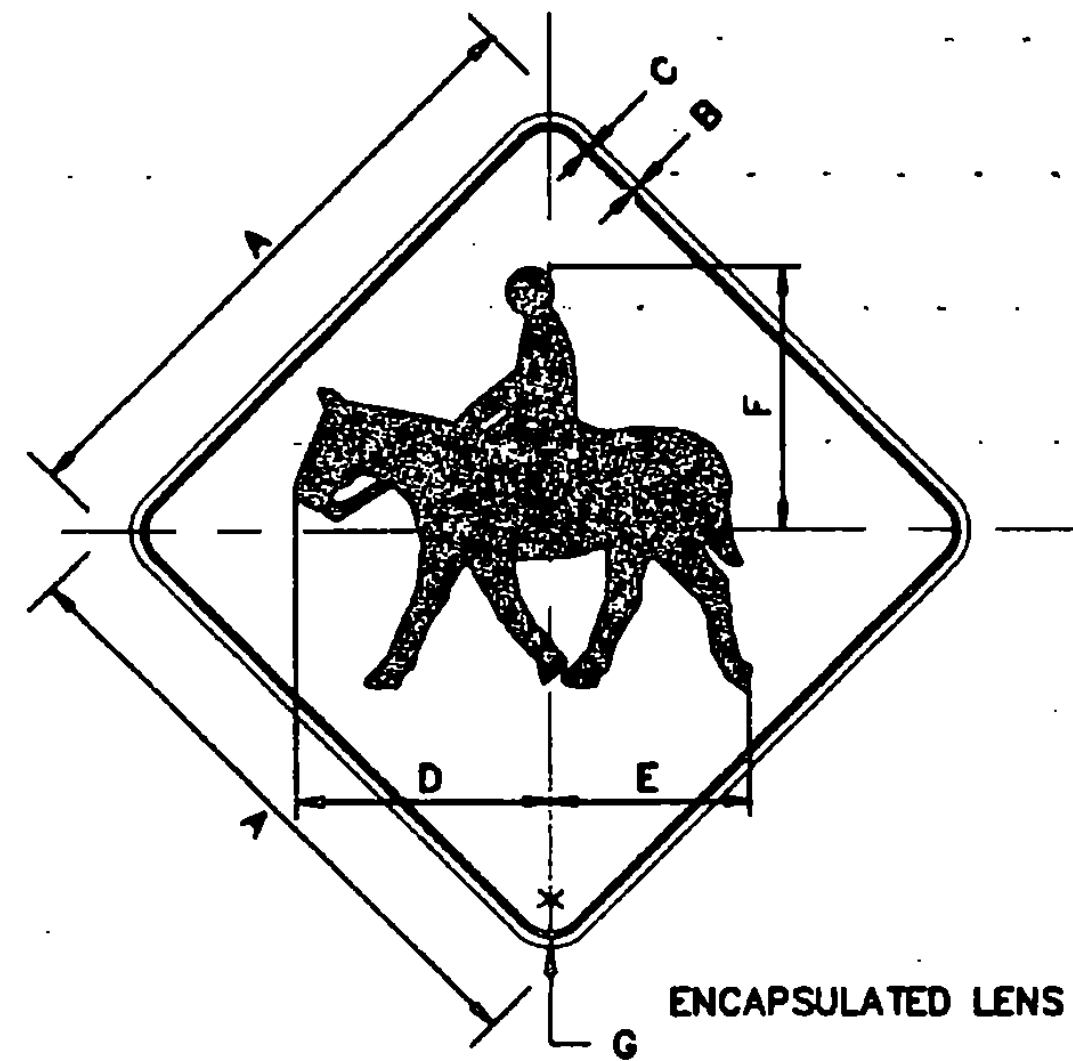
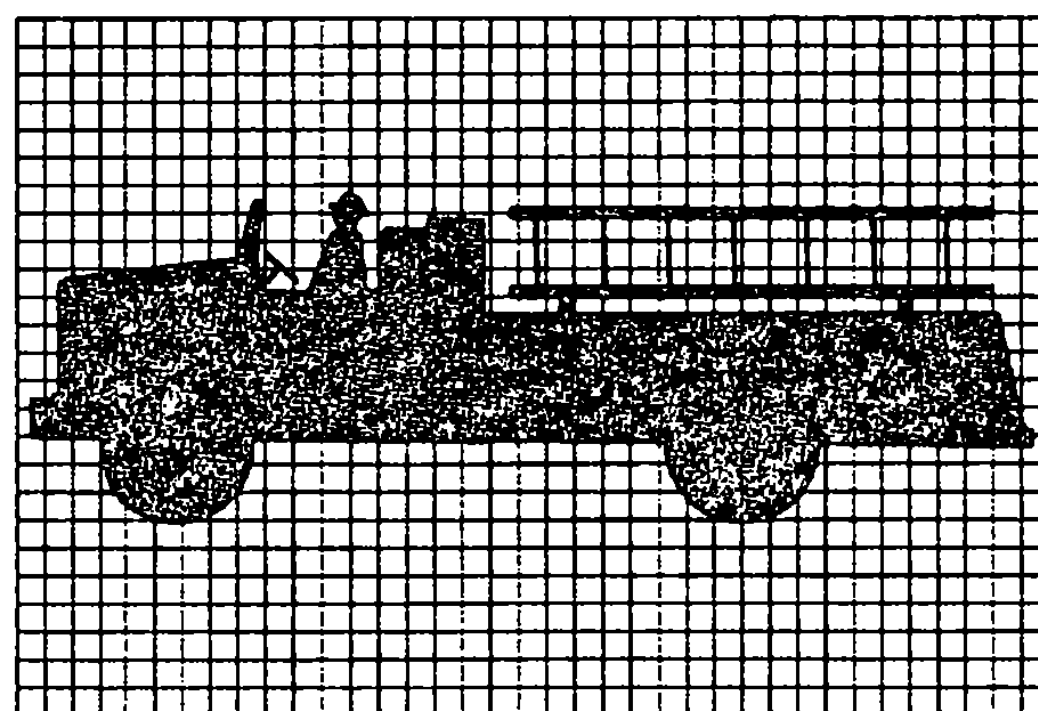


ENCAPSULATED LENS

SIGN	DIMENSION (INCHES)						
	A	B	C	D	E	F	
MIN.	30	1/2	3/4	13	3/4	3/8	1 7/8

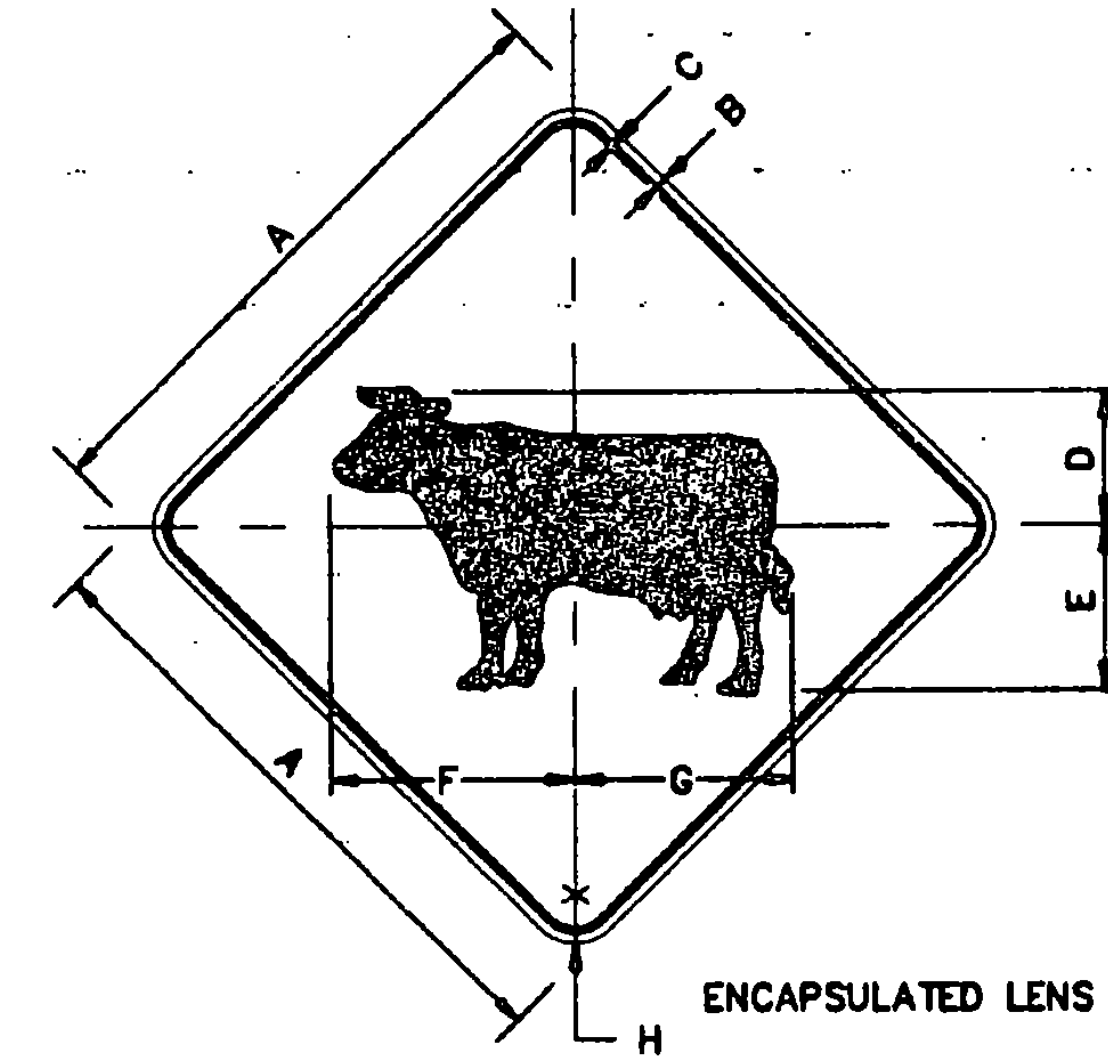

COLORS AND MATERIALS SHALL BE IN ACCORDANCE WITH E-151



ENCAPSULATED LENS

SIGN	DIMENSION (INCHES)						
	A	B	C	D	E	F	G
STD.	30	1/2	3/4	13	10	13	1 7/8


COLORS AND MATERIALS SHALL BE IN ACCORDANCE WITH E-151



ENCAPSULATED LENS

SIGN	DIMENSION (INCHES)							
	A	B	C	D	E	F	G	H
MIN.	30	1/2	3/4	6	6	11 3/4	10 1/2	1 7/8

COLORS AND MATERIALS SHALL BE IN ACCORDANCE WITH E-151



FILE NAME: G:\V25-PLAN\STP\BY: JCF : DATE: 10-09-12

DATUM
VERTICAL _____
HORIZONTAL N/A

**SIGN
DETAILS
IV**

NOT TO SCALE

SURVEYED BY	N/A	DATE	N/A
DRAWN BY	TLB	DATE	12/83
SQUAD LEADER	SJB		
DESIGN FILE NO.	_____		
DRAWN FILE	_____		
DATE PLOTTED	_____		
PROJ. NAME	NORTHFIELD-BERLIN		
PROJ. NO.	STP SIGN 9467		
SHEET	38	OF	38 SHEETS