

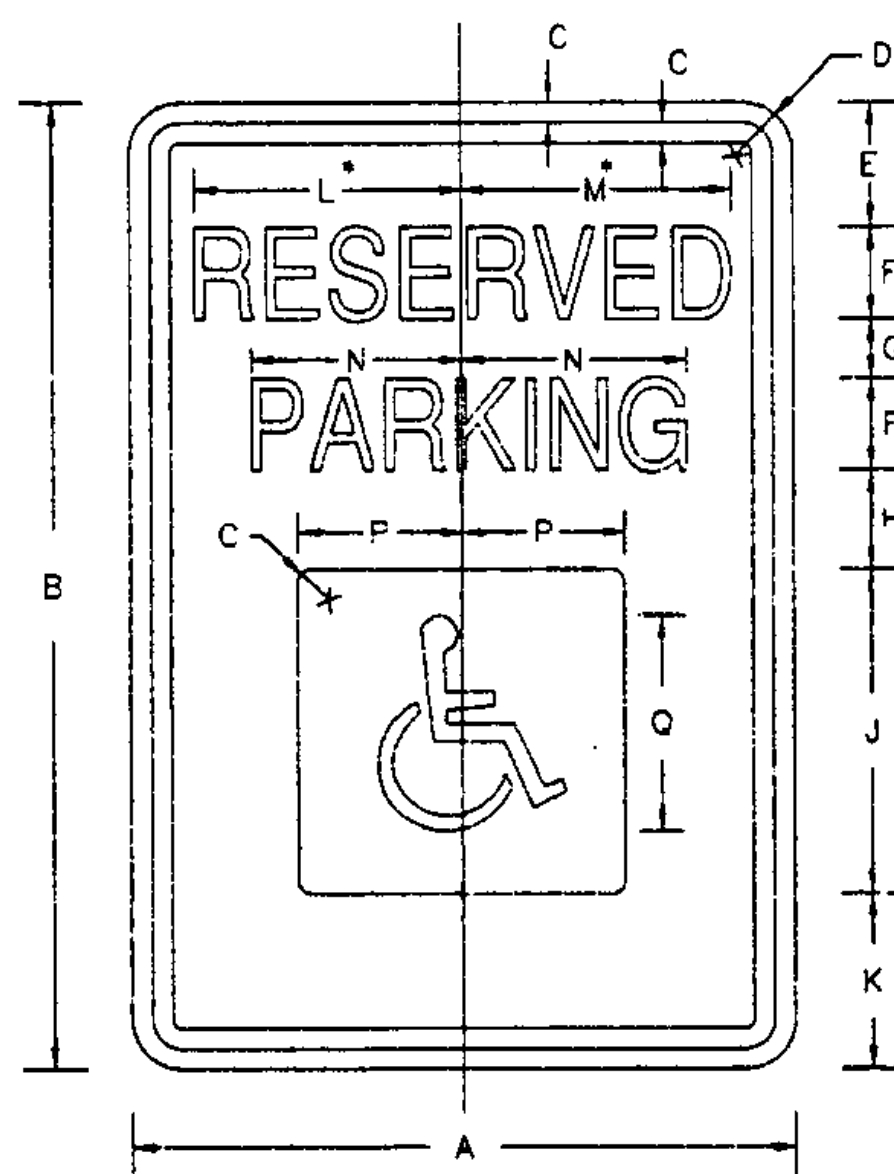
DIMENSIONS IN MILLIMETERS

COLORS  
LEGEND AND BORDER - WHITE  
BACKGROUND - BLUE

• REDUCE SPACING 50%

THE SIGN BASE MATERIAL USED FOR THIS SIGN MAY BE ANY OF THE FOLLOWING MINIMUM THICKNESSES NOTED.

FLAT SHEET ALUMINUM - 1.52 mm  
HIGH DENSITY OVERLAID PLYWOOD - 12.7 mm  
GALVANIZED FLAT SHEET STEEL - 16 GAGE



R7-B

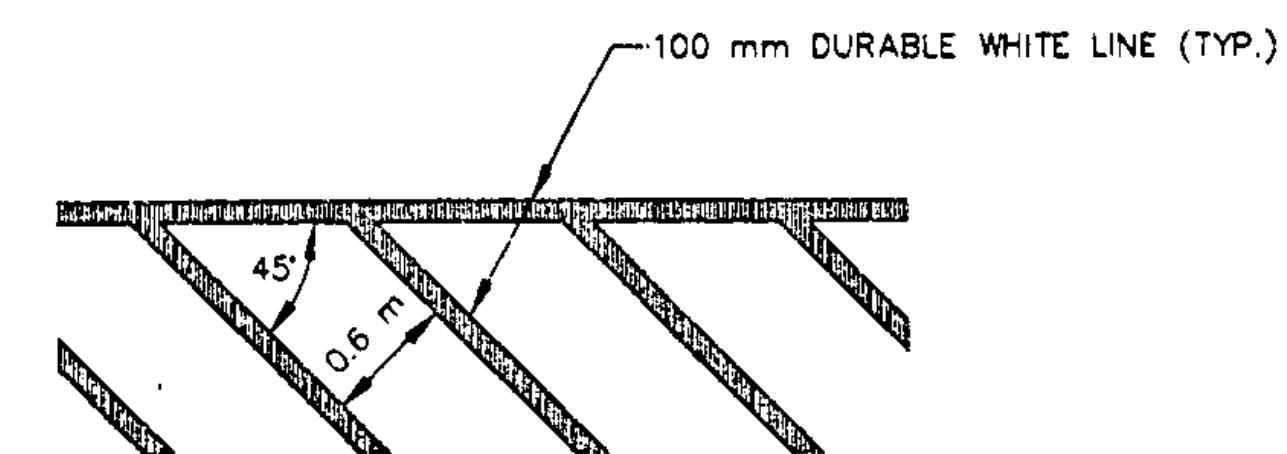
SIGN	DIMENSIONS (MILLIMETERS)														
	A	B	C	D	E	F	G	H	J	K	L	M	N	P	Q
STD.	300	450	10	40	60	50C	25	50	150	65	124	127	108	75	100

COLORS  
LEGEND AND BORDER - GREEN  
WHITE SYMBOL ON BLUE BACKGROUND  
BACKGROUND - WHITE

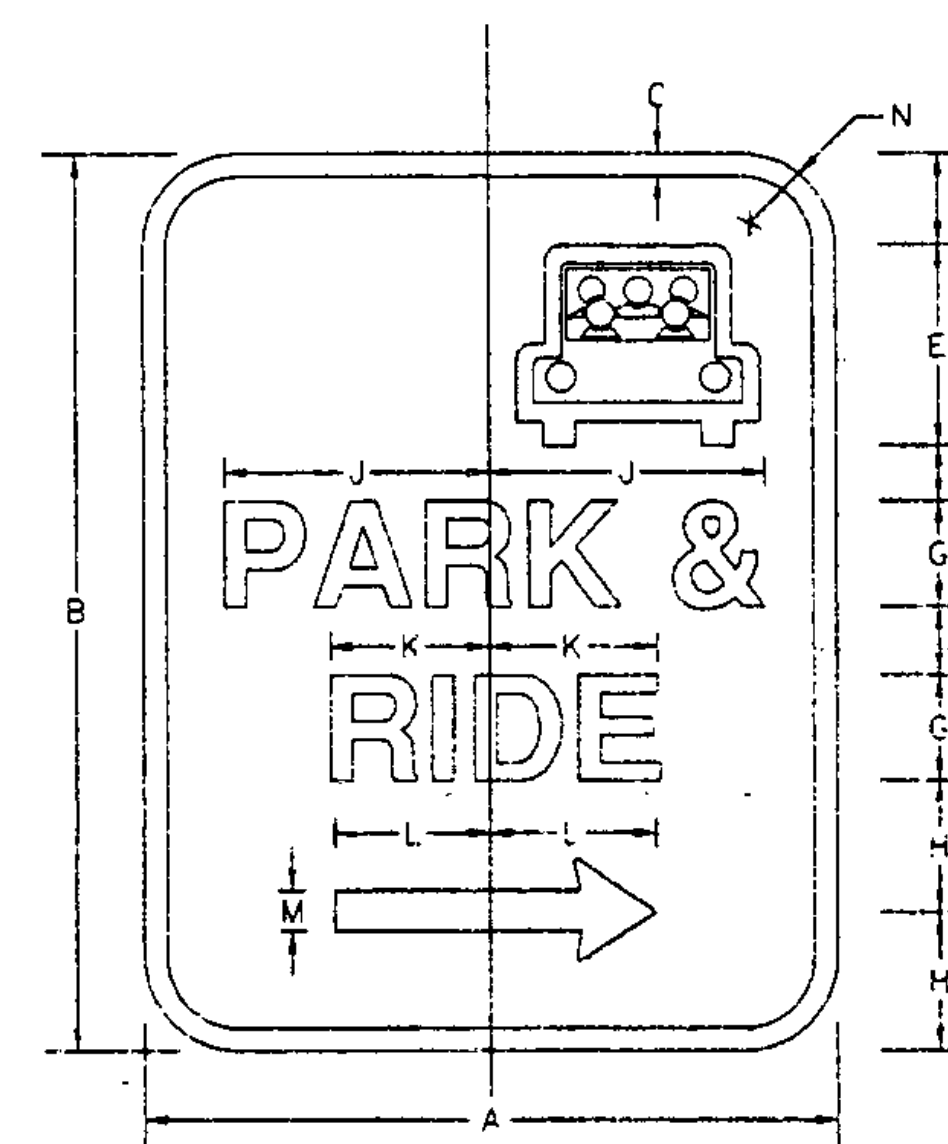

• REDUCE SPACING 50%  
• SEE STD E-191 FOR SYMBOL DESIGN

THE SIGN BASE MATERIAL USED FOR THIS SIGN MAY BE ANY OF THE FOLLOWING MINIMUM THICKNESSES NOTED.

FLAT SHEET ALUMINUM - 1.52 mm  
HIGH DENSITY OVERLAID PLYWOOD - 12.7 mm  
GALVANIZED FLAT SHEET STEEL - 16 GAGE



DIAGONAL STRIPING DETAIL



D4-2

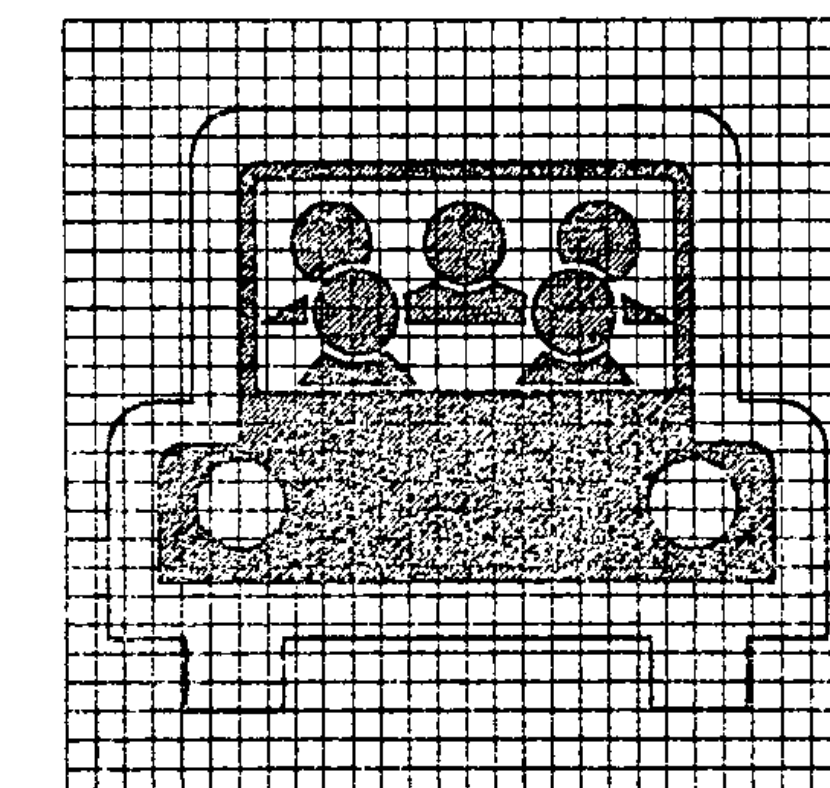
SIGN	DIMENSIONS (MILLIMETERS)												
	A	B	C	D	E	F	G	H	J	K	L	M	N
STD.	750	900	20	75	225	75	1000	125	279	152	175	35	45

COLORS

LEGEND, ARROW, & BORDER - WHITE  
SYMBOL - WHITE & GREEN  
BACKGROUND - GREEN

THE SIGN BASE MATERIAL USED FOR THIS SIGN MAY BE ANY OF THE FOLLOWING MINIMUM THICKNESSES NOTED.

FLAT SHEET ALUMINUM - 2.54 mm  
HIGH DENSITY OVERLAID PLYWOOD - 15.9 mm  
GALVANIZED FLAT SHEET STEEL - 14 GAGE



PAVEMENT MARKING AND SIGNING DETAILS

PREPARED BY VSE DATE 12/95  
CHECKED BY VSE DATE 12/95  
DESIGN SUPERVISOR GAK DATE 12/95  
PROJ. RICHMOND CMG PARK (4).  
SHEET 15 OF 22 SHEETS