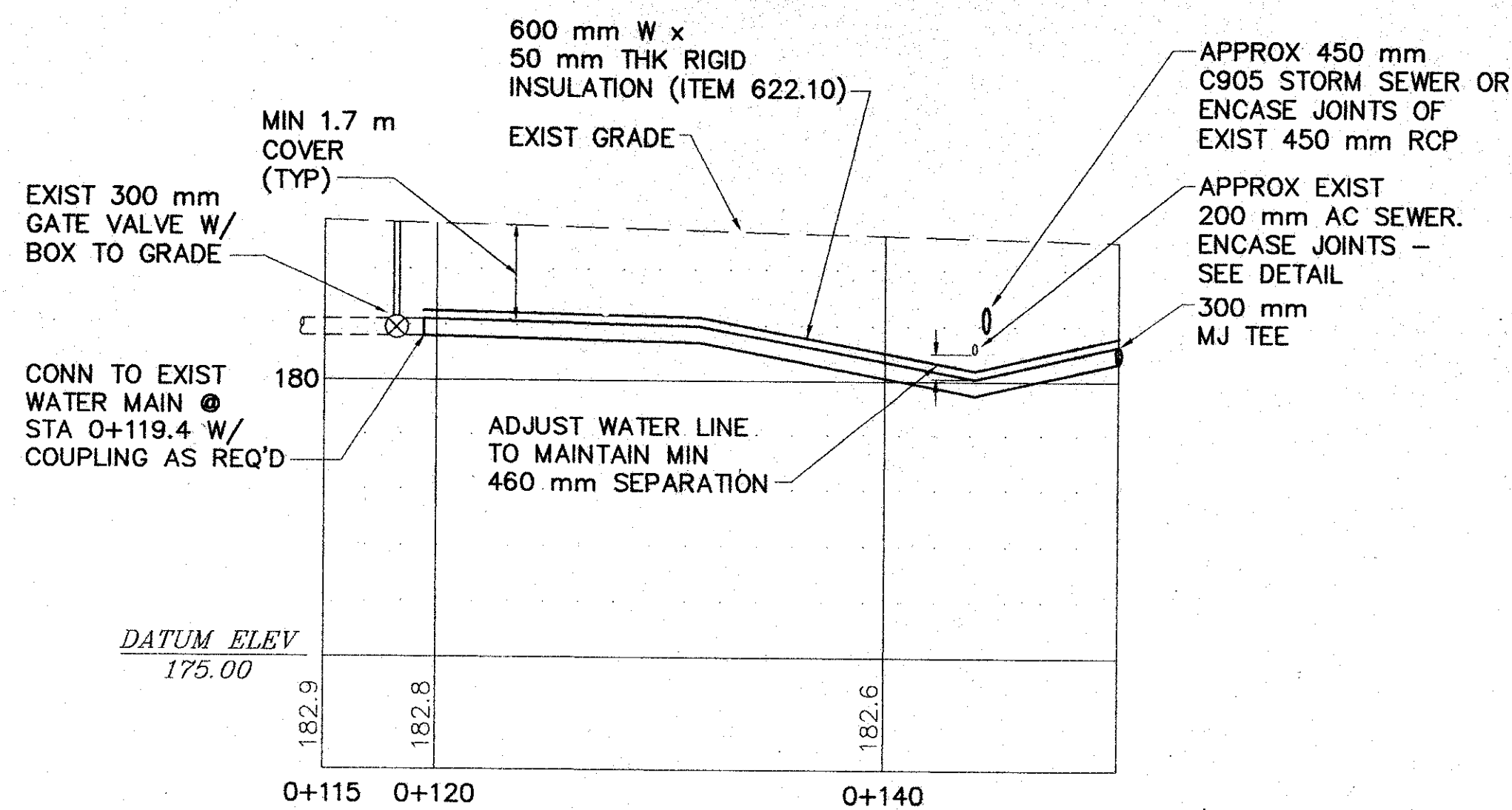


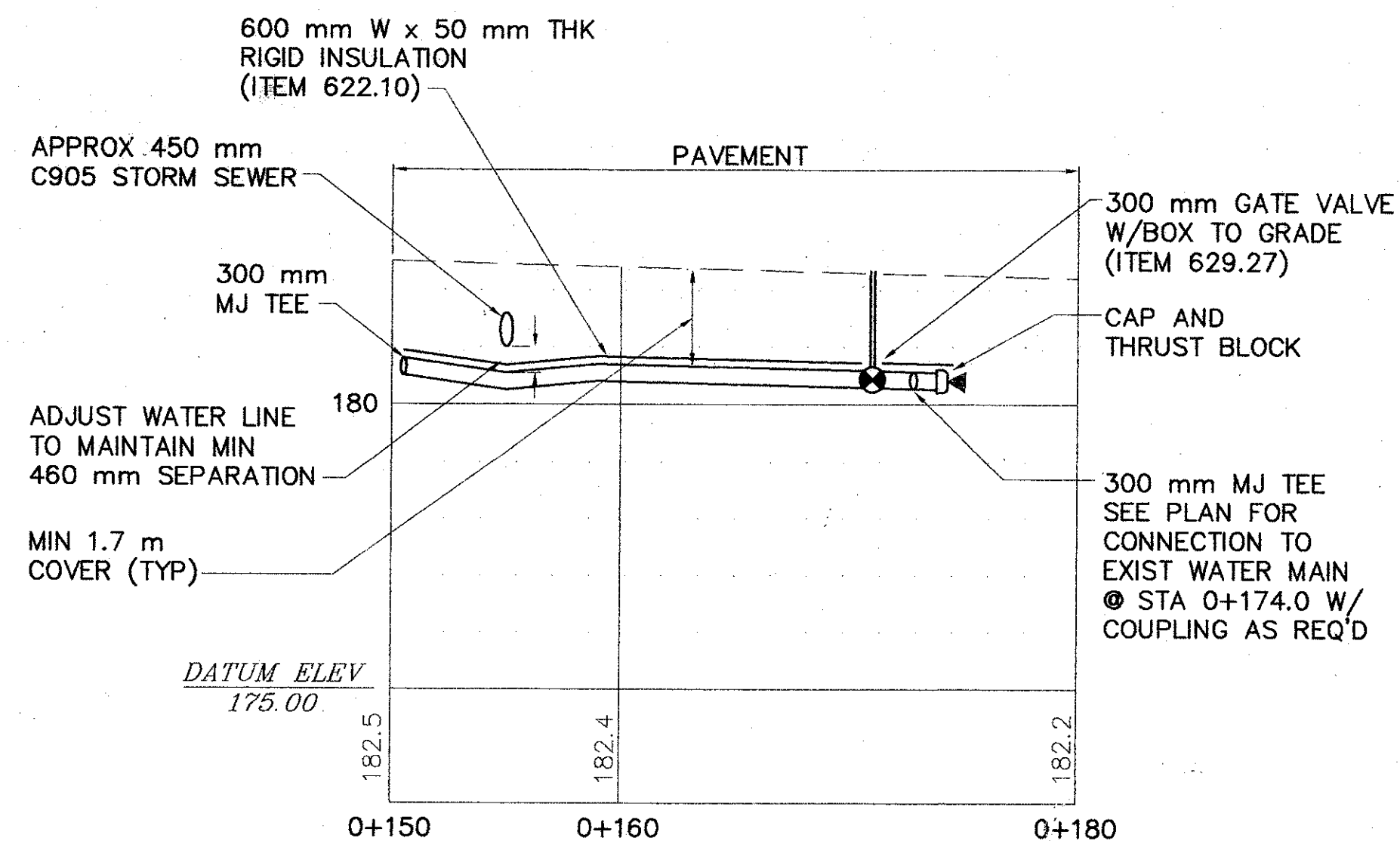
300 mm WATER MAIN PROFILE (VT ROUTE 140)

SCALE: 1:250 H
1:100 V



300 mm WATER MAIN PROFILE (US ROUTE 7 SOUTH)


SCALE: 1:250 H
1:100 V



300 mm WATER MAIN PROFILE (US ROUTE 7 NORTH)

SCALE: 1:250 H
1:100 V

THE ENGINEER'S SIGNATURE BELOW INDICATES THAT HE/SHE HAS REVIEWED THIS PLAN AND HAS AUTHORIZED SUBMITTAL TO THE REVIEWING AGENCIES. PLANS ARE NOT FOR CONSTRUCTION UNLESS SEALED BY THE ENGINEER.



WRIGHT ENGINEERING, LTD.
Consulting Engineers
Rutland, Vermont

© 2000 Wright Engineering, Ltd.

Revision No.	Date	Description	Dr.	Ck.
WATER SYSTEM IMPROVEMENTS				
FOR THE				
WALLINGFORD FIRE DISTRICT #1				
WALLINGFORD, VERMONT				
WATER MAIN PROFILES				
Drawn By:	DSM	Date:	Scale:	Engr's Job No.
Checked By:	MPY	Date:	7/21/98	9126
Certified By:	KEAS	Date:	NOTED	W-2

DATUM	
VERTICAL	N/A
HORIZONTAL	N/A

SCANS 3-3-98