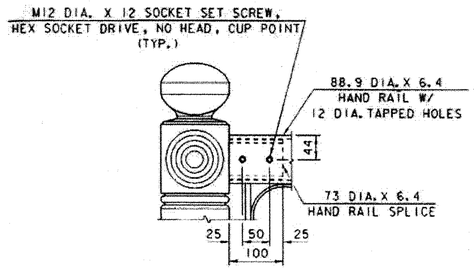

DETAIL "A"

0 0.25 0.5

SCALE = 1:5

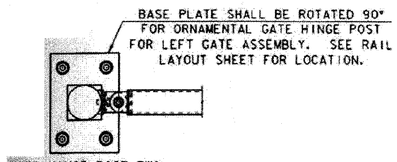

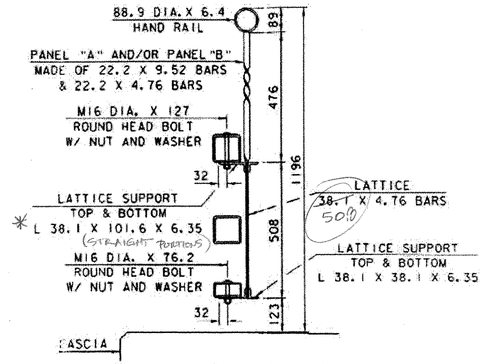

SECTION A-A

0 0.5

SCALE = 1:10

* L38.1 X 38.1 X 6.35 w/ 64 X 762 X 635 TAB (CURVED PORTIONS)

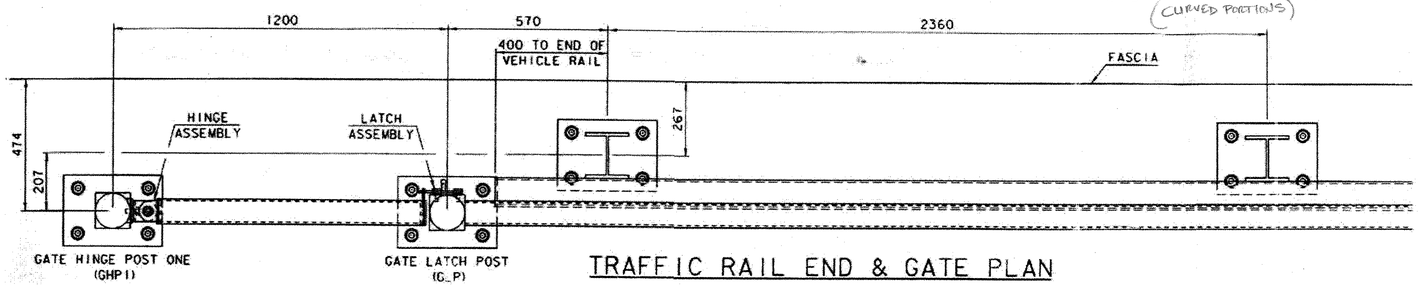

TRAFFIC RAIL END & GATE PLAN

0 0.5 1

SCALE = 1:10

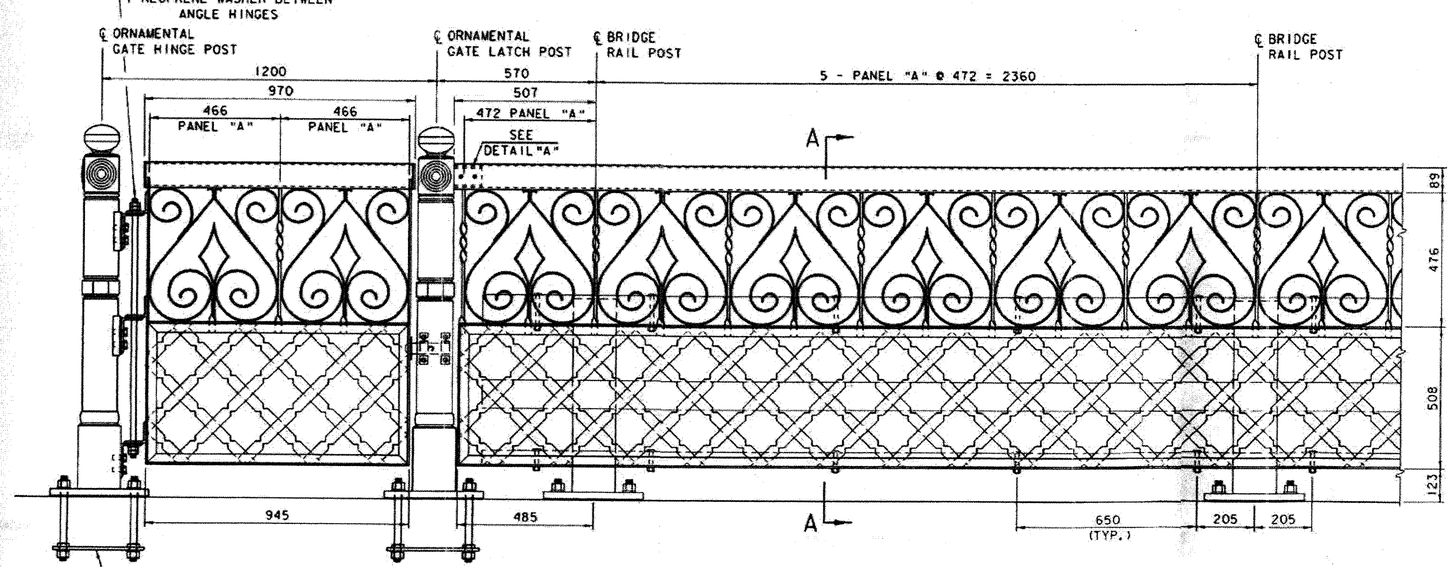

TRAFFIC RAIL END & GATE ELEVATION

0 0.5 1

SCALE = 1:10

NOTES

1. ALL WORK AND MATERIALS SHALL CONFORM TO THE PROVISIONS OF SECTION 525 - RAILINGS OF THE STANDARD SPECIFICATIONS FOR CONSTRUCTION.
2. ORNAMENTAL RAILING, CONSISTING OF RAILING, GATE ASSEMBLIES, POSTS, BASE PLATES, ANCHORAGE ASSEMBLIES, AND ANY OTHER COMPONENTS NECESSARY TO COMPLETE THE WORK SHALL BE PAID FOR UNDER ITEM 525.15, "METAL HAND RAILING (MOD.)".
3. ALL EXPOSED CUT OR SHEARED EDGES SHALL BE ROUNDED TO A 1.6 mm RADIUS AND BE FREE OF BURRS.
4. ORNAMENTAL POSTS SHALL BE SET NORMAL TO GRADE.
5. ORNAMENTAL POST ANCHORING NUTS SHALL BE TIGHTENED TO A SNUG FIT AND GIVEN AN ADDITIONAL 1/8 TURN.
6. ORNAMENTAL RAIL SHALL BE FABRICATED IN SECTIONS AND SPLICED AT BRIDGE RAIL POST LOCATIONS AS SHOWN ON THE THE RAIL LAYOUT SHEET.
7. THE ORNAMENTAL RAILING SHALL BE SHOP PAINTED WITH A PROTECTIVE PAINT SYSTEM PER SECTION 513 - PROTECTIVE COATINGS. THE TOP COATING SHALL BE BLACK, COLOR PAINT CHIP #27038. PAYMENT FOR PAINTING OF THE ORNAMENTAL RAILING SHALL BE MADE SUBSIDIARY TO ITEM 525.15, "METAL HAND RAILING (MOD.)".
8. ORNAMENTAL RAIL SHALL BE ATTACHED TO THE BRIDGE RAIL STRUCTURAL TUBING USING M16 FULL DIAMETER BODY AASHTO M164M (TYPE 1) ROUND HEAD BOLTS INSERTED THROUGH THE TOP OF THE STRUCTURAL TUBING. HOLES IN TUBING SHALL BE 2 mm LARGER THAN THE BOLT SIZE.
9. ANY BENDING OF RAIL SHALL BE BY SHOP PROCEDURE ONLY.
10. THE FABRICATOR SHALL SUBMIT SHOP DRAWINGS INCLUDING WELDING PROCEDURES TO THE STRUCTURES SECTION FOR APPROVAL IN ACCORDANCE WITH THE PROVISION OF 506.04, DRAWINGS AND PROCEDURES. ALL WELDING SHALL CONFORM WITH SECTION 506.10.
11. THE FABRICATOR MAY SUBMIT ALTERNATE GATE HINGE AND LATCH ASSEMBLY DETAILS TO THE STRUCTURES ENGINEER FOR APPROVAL.
12. ORNAMENTAL RAIL POSTS SHALL BE MADE OF GRAY IRON CASTINGS CONFORMING TO SECTION 715 - MISCELLANEOUS METALS OF THE STANDARD SPECIFICATIONS FOR CONSTRUCTION. MINIMUM POST WALL THICKNESS SHALL BE 10mm.

MATERIALS

ALL STEEL ROLLED SHAPES..... ASTM A36/ A36M
ANCHOR STUDS..... ASTM F568M, CLASS 8.8
ALL OTHER BOLTS (UNLESS NOTED)..... AASHTO M164M, TYPE 1
ORNAMENTAL POSTS..... AASHTO M105, CLASS NO.30B
SOCKET SET SCREWS.....ASTM F912M

NUTS FOR AASHTO M164M BOLTS SHALL COMPLY WITH AASHTO M291M. NUTS FOR ANCHOR BOLTS SHALL COMPLY WITH AASHTO M291M.

WASHERS SHALL COMPLY WITH AASHTO M293M (ASTM F436M) SPECIFICATION.

3 mm PAD SHALL COMPLY WITH STANDARD SPECIFICATION SUBSCETION 731.01 OR 731.02.

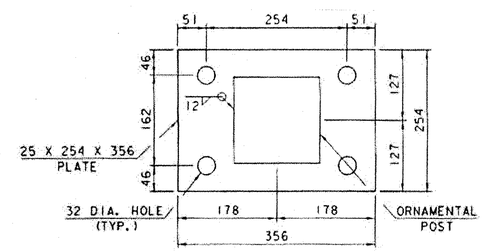

ORNAMENTAL POST BASE PLATE

0 0.25 0.5

SCALE = 1:5

RECEIVED
CK'D BY G. Roy CK'D BY
SEP 08 2003
RESUBMIT APPROVED AS NOTED
BY DATE 9-9-03

REVISIONS	REMARKS

ONE PRUYN'S ISLAND DR. GLENS FALLS, N.Y. 12801
RIVERSIDE FAB, INC.
PHONE # 1(518) 798-3533
FAX # 1(518) 798-1711

DATE	8/28/03	PROJECT	PROPOSED IMPROVMENT BRIDGE PROJECT
DRAWN BY	CCE	LOCATION	BRATTLEBORO, VT.
CHK'D BY		CUSTOMER	RENAUD BROTHERS, INC.
HOLES		ARCHITECT	STATE OF VERMONT, AGENCY OF TRANSPORTATION
BOLTS		JOB NO.	RFC 589
PAINT		SHEET NAME	RAILING DETAILS & NOTES
SCALE	AS NOTED		

PRINT RECORD		
DATE	NO.	
		079

DRAWING NUMBER **E2**