Metric

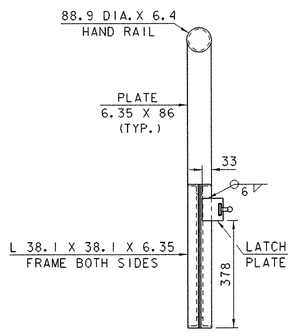

LATCH END

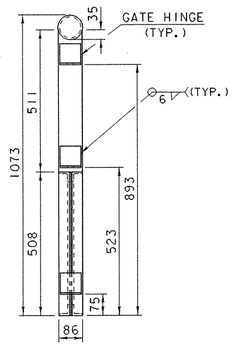

HINGE END

GATE END DETAILS

0 0.5 1

SCALE = 1:10

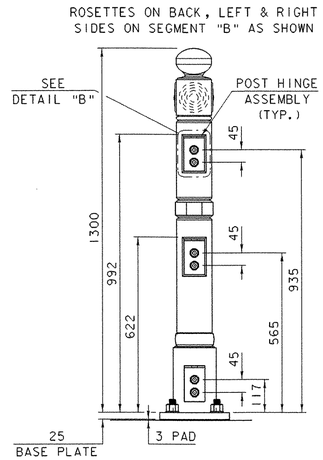

GATE HINGE POST

0 0.5 1

SCALE = 1:10

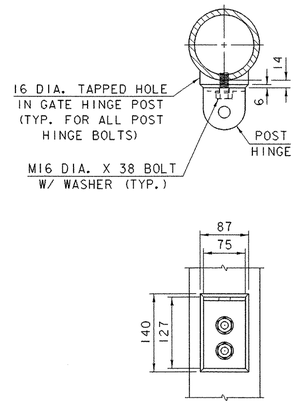

DETAIL "B"

0 0.25 0.5

SCALE = 1:5

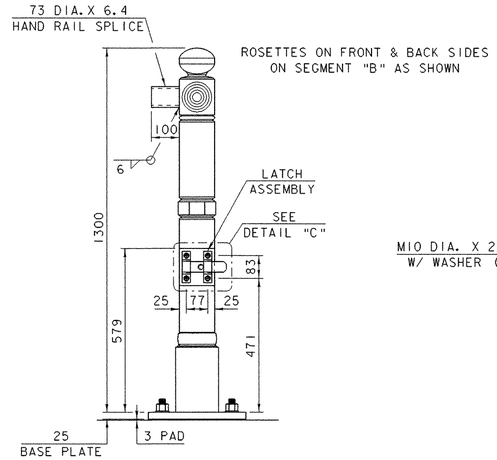

GATE LATCH POST

0 0.5 1

SCALE = 1:10

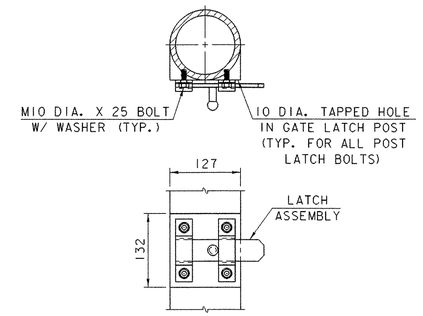

DETAIL "C"

0 0.25 0.5

SCALE = 1:5

ROSETTES ON FRONT, BACK & RIGHT
SIDES ON SEGMENT "B" AS SHOWN

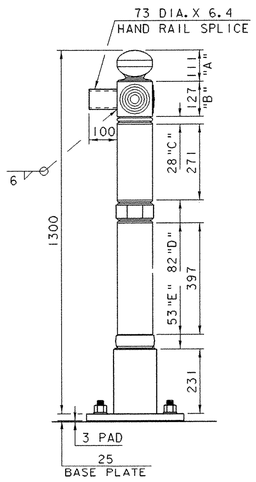

END POST

0 0.5 1

SCALE = 1:10

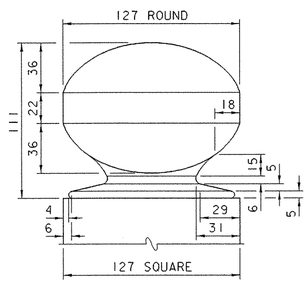

SEGMENT "A"

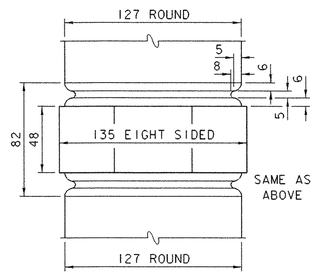

SEGMENT "D"

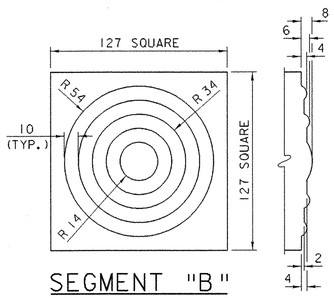

SEGMENT "B"

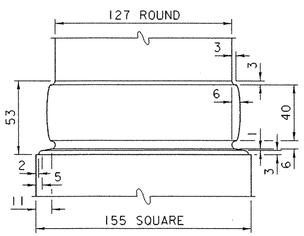

SEGMENT "E"

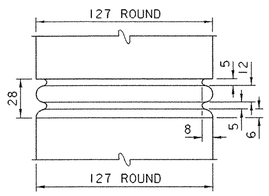

SEGMENT "C"

POST SEGMENT DETAILS

0 0.1 0.2

SCALE = 1:2

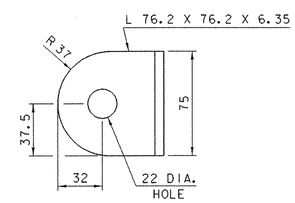

GATE HINGE DETAIL

0 0.1 0.2

SCALE = 1:2

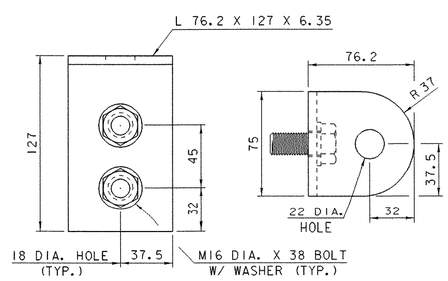

POST HINGE DETAILS

0 0.1 0.2

SCALE = 1:2

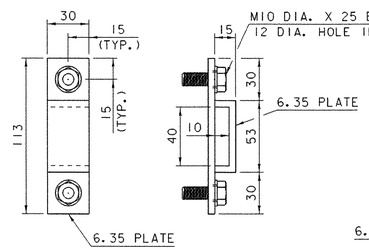

LATCH BRACKET

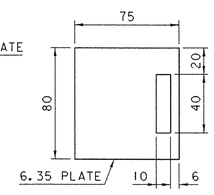

LATCH PLATE

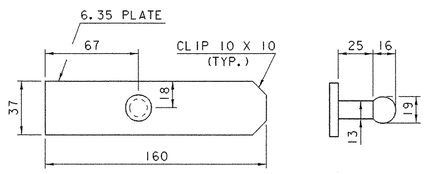

LATCH SLIDE

LATCH ASSEMBLY DETAILS

0 0.1 0.2

SCALE = 1:2

ORNAMENTAL RAIL DETAILS (2)

PROJECT NAME: BRATTLEBORO	
PROJECT NUMBER: BRO 2000 (17)	
FILE NAME: 94J078\structures\sj078ord2.i	PLOT DATE: 06-FEB-2003
PROJECT MANAGER: R. R. WHITCOMB	DRAWN BY: G. ROY
DESIGNED BY: G. ROY	CHECKED BY: T. SUMNER
	SHEET 50 OF 71