Metric

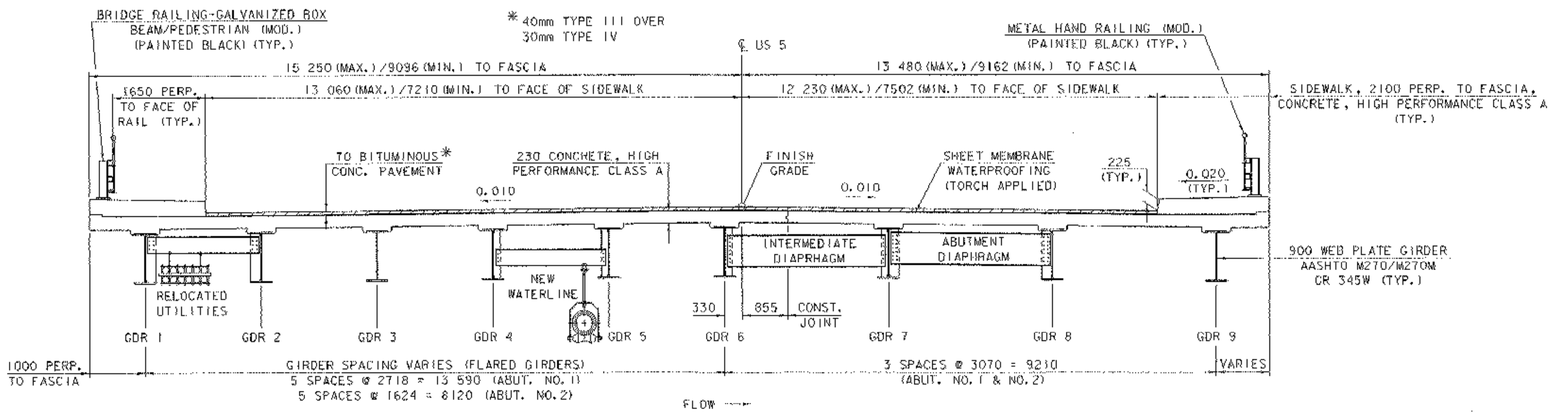

BRIDGE TYPICAL SECTION @ MIDSPAN

0 1 2 3 4 5

SCALE = 1:50

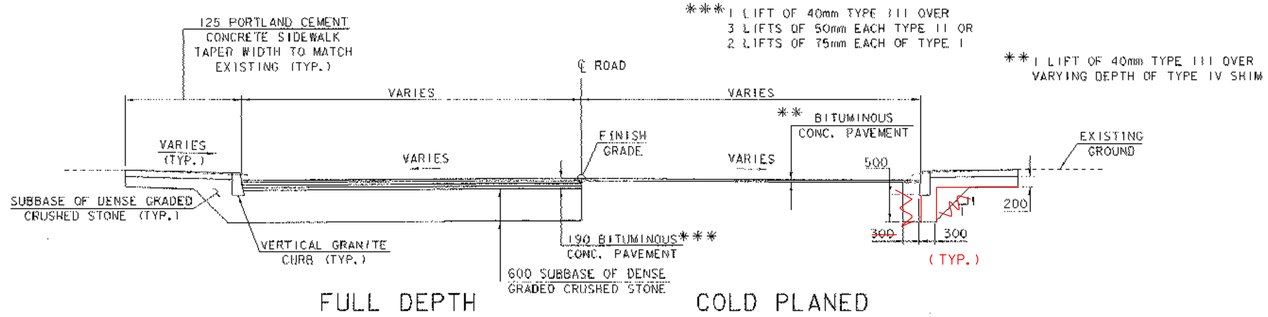

ROADWAY APPROACH SECTION

0 1 2 3 4 5

SCALE = 1:50

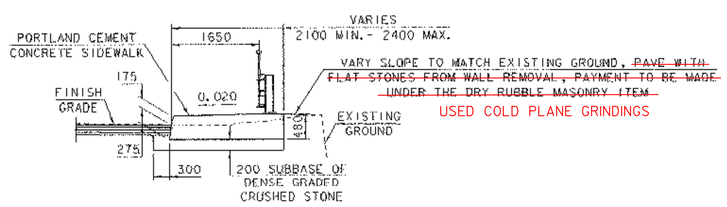

SIDEWALK TYPICAL SECTION
STA. 20+020.20 RT. - STA. 20+040.26 RT.

0 1 2 3 4 5

SCALE = 1:50

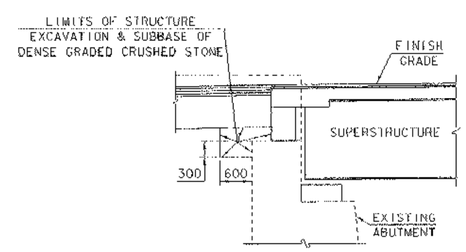

ABUTMENT TYPICAL SECTION

0 1 2 3 4 5

SCALE = 1:50

MATERIAL ITEM	TOLERANCE
PAVEMENT	±5 mm TOTAL THICKNESS
BASE COURSE	±10 mm
SUBBASE	±30 mm
SAND BORROW	±30 mm

PROJECT TYPICAL SHEET

PROJECT NAME: BRATTLEBORO
PROJECT NUMBER: BHF 2000 (17)

FILE NAME: 941078\Structures\sj078typ.I
PROJECT MANAGER: R. R. WHITCOMB
DESIGNED BY: T. SUMNER
PLOT DATE: 06-FEB-2003
DRAWN BY: C. ROY
CHECKED BY: T. SUMNER
SHEET 3 OF 71