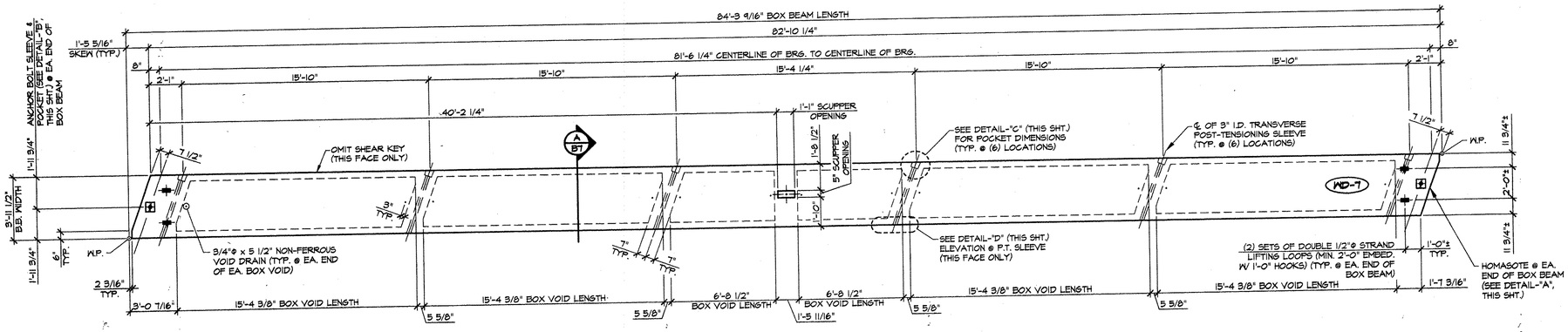

1/B7 DIMENSIONAL PLAN VIEW IN FORM
1/4" = 1'-0"

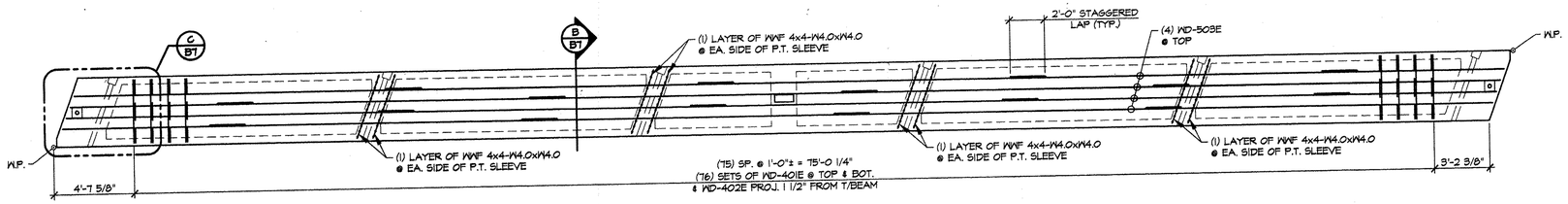

2/B7 REINFORCING PLAN VIEW IN FORM
1/4" = 1'-0"

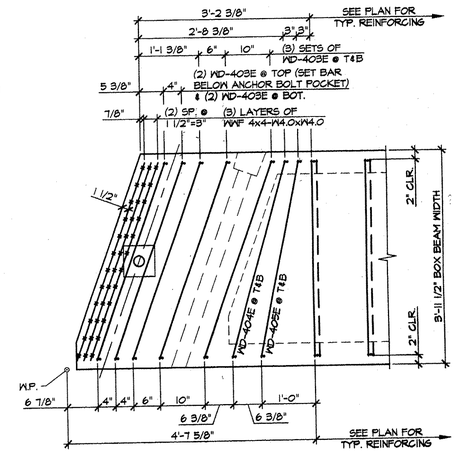

C/B7 END BLOCK REINFORCING PLAN
3/4" = 1'-0"

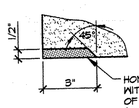

DETAIL - "A"
3" = 1'-0"

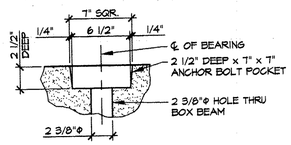

DETAIL - "B"
1 1/2" = 1'-0"

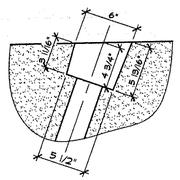

DETAIL - "C"
1 1/2" = 1'-0"

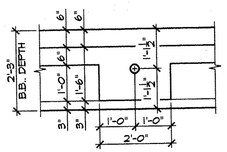

DETAIL - "D"
1/2" = 1'-0"

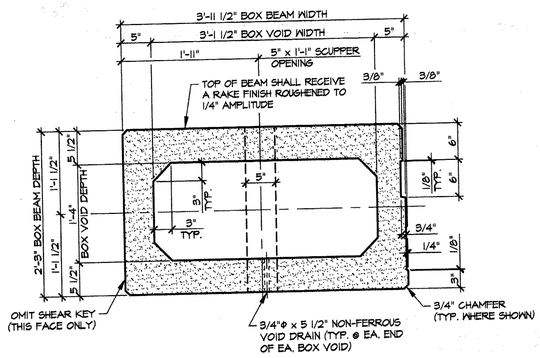

A/B7 DIMENSIONAL SECTION
1" = 1'-0"

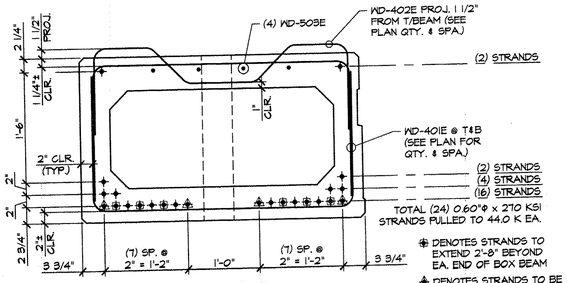

B/B7 REINFORCING SECTION
1" = 1'-0"

DETENSIONING SCHEDULE
N.T.S.

MARK: WD-7	QTY.: 1	WT.: 25.62 T	VOL.: 16.50 cy

MATERIAL LIST / BEAM

ITEM	MARK	DESCRIPTION	QTY.
1	401E	#4 BENT BAR (EPOXY COATED)	152
2	402E	#4 BENT BAR (EPOXY COATED)	76
3	403E	#4 BENT BAR (EPOXY COATED)	20
4	404E	#4 BENT BAR (EPOXY COATED)	4
5	405E	#4 BENT BAR (EPOXY COATED)	4
6			
7			
8			
9	503E	#5 x 82'-6" (E.C. W/ (4) 2'-0" STAGGERED LAPS)	4
10		WWF 4x4-W4.0xW4.0 [1'-11 1/2" x 3'-10"]	14
11			
12			
13			
14			
15		3'-1 1/2" x 1'-4" x 6'-8 1/2" BOX VOID	2
16		3'-1 1/2" x 1'-4" x 15'-4 3/8" BOX VOID	4
17		3/4"Φ x 5 1/2" NON-FERROUS VOID DRAIN	12
18		DOUBLE 1/2"Φ STRAND LIFTING LOOPS	4
19			

△1 2-13-07 REVISE BOX VOIDS & STRAND PATTERN

APPROVAL STAMP:

J.P. CARRARA & SONS INC.
Precast & Prestress Manufacturer
2464 CASE STR., MIDDLEBURY, VERMONT 05753 Phone:(802)388-6361 Fax:(802)388-9010

T. BUCK CONSTRUCTION, INC.
CONTRACTOR
AUBURN, MAINE

STATE OF VERMONT A.O.T.
COUNTY OF WINDSOR

TOWN OF WOODSTOCK
US ROUTE 4 OVER OTTAUQUECHEE RIVER
BRIDGE NO. 50 PROJECT NO. BHF 020-2(32)

P/S BOX BEAM DETAILS

DATE: JAN. 9, 2007
SCALE: NOTED
CHKD: D.F. DFTM: B.L.
JOB NO: 23249-06
DWG. NO: B7

F:\VT-Bridges\23249-06 Woodstock\B7.dwg, 2/19/2007 2:20:31 PM